

Industrial hinged MOD. PT

The industrial PT model hinged door is an overlay door with two locking points and a lever handle opening system, intended for industrial applications.

PIR
FOAM DOOR

MADE IN
EUROPE



AVAILABLE FOR:

- REFRIGERATION
- FREEZING
- DEEP-FREEZING



Pre-assembled doors with fast and intuitive installation.



Custom-made door with multiple finishes available.



Suitable for applications in the food industry.



EPDM double rubber gaskets, maximum water and airtightness and easily replaceable.



High mechanical strength fittings and hinges for increased robustness.



Ideal for large-sized access areas and intensive uses.

1 Lever handle opening



2 Robust hinge design



3 Two locking points



LEAF

CONSTRUCTION / MATERIALS

- Manufactured with an anodised aluminium structural profile frame with thermal bridge break.

COATING

- Galvanised and lacquered steel sheet with 25 µm polyester paint.
- White RAL 9010.
- Coated with a removable protective film.
- Food safe use

INSULATION

- High-pressure injected polyisocyanurate (PIR) foam with a density of 40-43 kg/m³.

AIRTIGHTNESS

- Double-skirted perimeter sealing strip on PVC support.

THICKNESS

- Refrigeration 100 mm.
- Freezing 100 mm.
- Deep freezing 140 mm. (40 + 100).

FRAME

THERMAL BRIDGE BREAK WITH ALUMINIUM FRAME

- Leaf mounted on a frame. Constructed with lacquered aluminium profiles with thermal bridge break.
- Aluminium threshold fastened to frame and with 2 mm stainless steel top-plate.

RESISTANCE TO SUB-ZERO TEMPERATURES

- For negative temperature applications, it incorporates a heating element protected by a PVC cover.
- Freezing: 25 W/m.
- Deep-freezing: 40 W/m.

FINISHES AND FIXING


- Frame fixed to panel by hidden self-tapping screws covered by an aluminium profile.

FITTINGS


- Adjustable hinges with a polyamide ramp are made of composite material, and the closing system features an injection-moulded handle with an epoxy coating.
- Two locking points and lever handle opening.

OPTIONS


- Other coating finishes.



* LAC 9010



* PVC (S5)




* PET (K5)




* STAINLESS STEEL (I6)




* PVC (C5)



* LAC SILVER (Q5)



* LAC BLUE (E5)

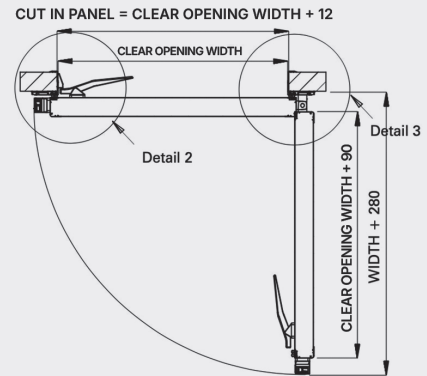
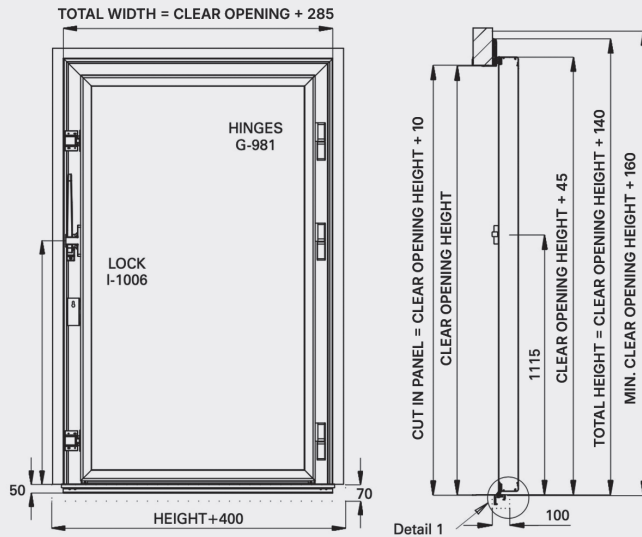


* LAC BLACK (L5)

- Frame prepared to install on a brick wall.
- Lock with key.
- 250 x 500 mm window for refrigeration applications.
- 850 mm high kickplate.
- Overhead rail passage.
- Access ramp.

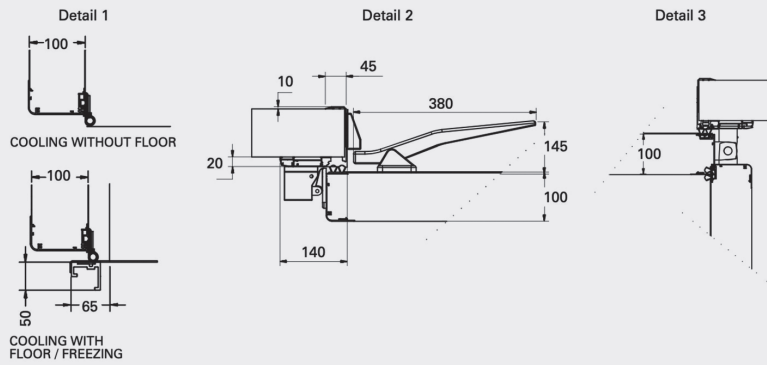


TECHNICAL DETAILS

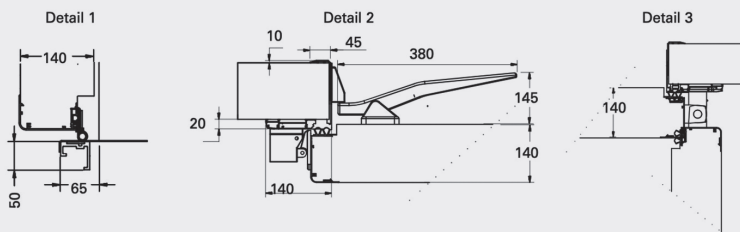


CLEAR OPENING WIDTH	CLEAR OPENING HEIGHT	Nº HINGES
≤ 1000	≤ 2000	4
$1000 < W < 1600$	$2200 < H \leq 2500$	5
$1000 < W < 1600$	> 2500	6
MAX. 1600	MAX. 3000	

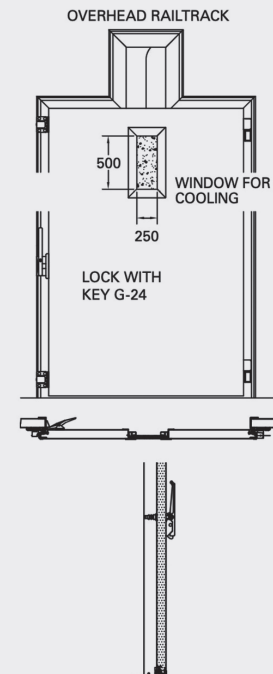
REFRIGERATION



FREEZING AND DEEP FREEZING



OPTIONAL



DOOR LEAF THICKNESS E (mm)

- FREEZING 100
- DEEP-FREEZING 140