

DOORS

CATALOGUE



High Cooling Performance

IN KIDE WE DESIGN AND MANUFACTURE
COMPREHENSIVE REFRIGERATION
SOLUTIONS FOR OUR CUSTOMERS.



+50

YEARS OF EXPERIENCE
IN THE INDUSTRY



Cooperativism is in our DNA



KIDE is a cooperative company integrated in **MONDRAGON Corporation**, the leading Basque industrial group and the 10th biggest business group in Spain. It is a global benchmark for cooperativist work.

We have a unique and differential value proposition in the market



EVEREST
COLD ROOM



UNIVERSAL
COLD ROOM



INDUSTRIAL
COLD PANEL

DOORS

- Cold Room Doors
- Semi Insulated Doors
- Logistic Doors
- Fireproof Cold Room Doors



Hinged



Sliding



Service door




Swing

ACCESORIES



Polyethylene protections



PVC protections



Windows



Sanitary coving



Trims and profiles



Celing fastening systems



Alarms



Aluminium and polyethylene shelving

COLD EQUIPMENT



kide BLOCK

Compact wall or ceiling mounted monoblock refrigeration units for small volume cold rooms in medium and low temperature applications.



kide SPLIT

Commercial split refrigeration equipment for small volume cold rooms in medium, low and high temperature applications.



kide WATERLOOP

Waterloop is a commercial cooling system with indirect condensation.



kide PACK

Industrial refrigeration equipment for low, medium and high temperatures.



kide CHILLER

Glycol chillers for high, medium and low temperature applications.



kide DRYER

Drying equipment, specialised in emulating the natural drying, curing and maturing processes.

CONFIGURATOR KIDE

CONFIGURE YOUR
PROJECTS WITH
DISCAFWEB



Index

COLD ROOM DOORS



Hinged
MOD. P40 [P.10](#)



Hinged
MOD. PT [P.12](#)



Hatch
MOD. SP [P.14](#)



Sliding
MOD. QP [P.16](#)



Industrial Sliding
MOD. QT [P.18](#)



Glass Doors
MOD. CR [P.20](#)

SEMI INSULATED DOORS



Service Hinged
MOD. N40 [P.24](#)



Service Sliding
MOD. NC40 [P.26](#)



Injected Swing
MOD. V40 [P.28](#)



Polyethylene Swing
MOD. V15 [P.30](#)



Strip Curtain
MOD. CL200 [P.32](#)



Windows
MOD. VT [P.34](#)

LOGÍSTIC DOORS



Rapid Roll Up Door
MOD. SR [P.38](#)



Sectional
MOD. SC40 [P.40](#)



Dock Leveller
MOD. A340 [P.42](#)



Hydraulic Ramp
MOD. DL [P.44](#)

FIREPROOF DOORS

Refrigerated



Sliding
MOD. QEI [P.48](#)



Hinged
MOD. PEI [P.50](#)

Service



Service door
MOD. SEI [P.52](#)

ACCESORIES

Polyethylene protections [P.54](#)

PVC protections [P.54](#)

Pressure valve [P.54](#)

Sanitary coving [P.54](#)

Trims and profiles [P.55](#)

Celing fastening systems [P.55](#)

Alarms [P.55](#)

Aluminium and polyethylene shelving [P.55](#)

Ramp [P.55](#)

Cold room doors



Cold insulation with maximum sealing

The benefit:

To minimise cold losses and contribute to energy saving.

[p. 10](#) HINGED
P40

[p. 14](#) HATCH
SP

[p. 18](#) INDUSTRIAL SLIDING
QT

[p. 12](#) HINGED
PT

[p. 16](#) SLIDING
QP

[p. 20](#) GLASS DOORS
CR



HINGED

MOD. **P40**



COMMERCIAL USE

USE

Partially housed hinged door for cold rooms.

Available for chiller, freezer and deep freezer.

Suitable for agri-food sector, kitchens, supermarkets, etc.

Trolley.

PIR
PIR FOAM
DOOR



ADVANTAGES



Pre-assembled doors with quick, intuitive assembly. Cost savings.




Bespoke door with multiple finish options.



EPDM rubber seals with double alveolus, maximum watertightness and easily replaceable.



Hard-wearing and highly reliable with low maintenance.



TEMPERATURE		0 °C	-18 °C	-30 °C
LEAF THICKNESS	mm	60	100	140
LEAF INTEGRATION IN FRAME	mm	20	60	100
HEATING ELEMENT	W/m	-	20	40

MAXIMUM DIMENSIONS

CLEAR WIDTH	mm	1.200
CLEAR HEIGHT	mm	2.200

TECHNICAL SPECIFICATIONS

DOOR LEAF


Anodised aluminium perimeter section.

Reinforced with interior inserts holding the fittings in place.

Wide variety of finishes:

- White lacquered steel RAL 9010.
- Stainless steel. AISI 304.
- Steel with PVC finish.
- Other finishes upon request.

PIR foam doors.



FRAME

RAL 9006 lacquered aluminium sections with thermal break.

Equipped with a heating element in Freezer and Deep Freezer systems systems.

Door frame adaptable to any panel thickness.

Concealed fixings with screw plugs.



FITTINGS

Adjustable lifting hinges.

Single-point locking with interior opening.

OPTIONS

- ▶ Frame prepared to assembly on brickwall.
- ▶ 850 mm high kickplate.
- ▶ Lock with key.
- ▶ Overhead rail passage.
- ▶ 25 x 50 cm window for cooling.
- ▶ Access ramp.
- ▶ Anti-panic opening for cooling up to 1,20 x 2,20.

HINGED

MOD. **PT**

 INDUSTRIAL USE

USE

Hinged overlay door with two locking points and lever handle opening.

Available for chiller, freezer and deep freezer.

Installation for agri-food, meat, fish sectors, etc.

Suitable for large-sized door spaces.

PIR
PIR FOAM
DOOR



ADVANTAGES



Pre-assembled doors with quick, intuitive assembly.
Cost savings.



High mechanical strength fittings and hinges for increased robustness.



Bespoke door with multiple finish options.



Suitable for intensive use.



EPDM rubber seals with double alveolus, maximum watertightness and easily replaceable.



Two sealing points for improved watertightness.



TEMPERATURE		0 °C	-18 °C	-30 °C
LEAF THICKNESS	mm	100	100	140
HEATING ELEMENT	W/m	-	25	40

MAXIMUM DIMENSIONS

CLEAR WIDTH	mm	1.600
CLEAR HEIGHT	mm	3.000

TECHNICAL SPECIFICATIONS

DOOR LEAF


Anodised aluminium perimeter section.

Reinforced with interior inserts holding the fittings in place.

Wide variety of finishes:

- White lacquered steel RAL 9010.
- Stainless steel. AISI 304.
- Steel with PVC finish.
- Other finishes upon request.

PIR foam doors.



FRAME

RAL 9006 lacquered aluminium sections with thermal break.

Equipped with a heating element in Freezer and Deep Freezer systems systems.

Door frame adaptable to any panel thickness.

Concealed fixings with screw plugs.



FITTINGS

High mechanical strength ramp hinges.

Two-point locking, latch opening.

With interior opening.

OPTIONS

- | | |
|--|--------------------------|
| ▶ Frame prepared to assembly on brickwall. | ▶ 850 mm high kickplate. |
| ▶ Lock with key. | ▶ Overhead rail passage. |
| ▶ 25 x 50 cm window for cooling. | ▶ Access ramp. |

HATCH

MOD. **SP**

 COMMERCIAL USE

USE

Small-sized partially housed hinged door.

Available for chiller, freezer and deep freezer.

Suitable for mortuaries, bakeries, confectioneries, etc.

PIR
PIR FOAM
DOOR



ADVANTAGES



Pre-assembled doors with quick, intuitive assembly. Cost savings.



Bespoke door with multiple finish options.



EPDM rubber seals with double alveolus, maximum watertightness and easily replaceable.



Hard-wearing and highly reliable with low maintenance.

TEMPERATURE		0 °C	-18 °C	-30 °C
LEAF THICKNESS	mm	60	100	140
HEATING ELEMENT	W/m	-	25	40

TECHNICAL SPECIFICATIONS

DOOR LEAF

Anodised aluminium perimeter section.

Reinforced with interior inserts holding the fittings in place.

Wide variety of finishes:

- White lacquered steel RAL 9010.
- Stainless steel. AISI 304.
- Steel with PVC finish.
- Other finishes upon request.

PIR foam doors.



FRAME

RAL 9006 lacquered aluminium sections with thermal break.

Equipped with a heating element in Freezer and Deep Freezer systems systems.

Door frame adaptable to any panel thickness.

Concealed fixings with screw plugs.



FITTINGS

Adjustable lifting hinges.

Single-point latch opening.

Chrome-plated latch.

OPTIONS

- ▶ Frame prepared to assembly on brickwall.
- ▶ Lock with key.

SLIDING

MOD. **QP**

 COMMERCIAL USE

USE

Sliding door for cold room with top guide rail.

Available for chiller, freezer and deep freezer.

Suitable for the agri-food sector, industrial use, kitchens, supermarkets, etc.

PIR
PIR FOAM
DOOR



ADVANTAGES



Easy assembly.



Bespoke door with multiple finish options.



EPDM rubber seals with double alveolus, maximum watertightness and easily replaceable.



Horizontal and vertical adjustment system with 4 door closing adjustment points.



Top guide rail system. Independent from floor.



Rail rests on frame, prolonging the product's working life.

TEMPERATURE		0 °C	-18 °C	-30 °C
LEAF THICKNESS	mm	100	100	140
HEATING ELEMENT	W/m	-	25	40

MAXIMUM DIMENSIONS

CLEAR WIDTH	mm	2.400
CLEAR HEIGHT	mm	3.500
MAXIMUM LEAF SURFACE	m²	9

TECHNICAL SPECIFICATIONS



DOOR LEAF

Anodised aluminium perimeter section.

Reinforced with interior inserts holding the fittings in place.

Wide variety of finishes:

- White lacquered steel RAL 9010.
- Stainless steel. AISI 304.
- Steel with PVC finish.
- Other finishes upon request.

PIR foam doors.



FRAME

RAL 9006 lacquered aluminium sections with thermal break.

Equipped with a heating element in Freezer and Deep Freezer systems systems.

Door frame adaptable to any panel thickness.

Concealed fixings with screw plugs.

OPTIONS

- ▶ Frame prepared to assembly on brickwall.
- ▶ Lock with key.
- ▶ 25 x 50 cm window for cooling.
- ▶ 850 mm high kickplate.
- ▶ Overhead rail passage up to 1,50 x 2,50.
- ▶ Stainless steel hardware.
- ▶ 80 mm thick side.
- ▶ Automation opening.
- ▶ Opening systems.
 - Pull cord set, remote control, magnetic loop or radar set.

INDUSTRIAL SLIDING

MOD. **QT**

 INDUSTRIAL USE

USE

Industrial sliding door Available for chiller, freezer and deep freezer.

Ideal for large-sized or overhead access areas.

Designed for extreme applications and intensive use.

PIR
PIR FOAM
DOOR



ADVANTAGES



Bespoke door with multiple finish options.



Horizontal and vertical adjustment system.



EPDM rubber seals with double alveolus, maximum watertightness and easily replaceable.



Stainless steel fittings.



Top guide rail system. Independent from floor.



Rail rests on frame, prolonging the product's working life.



High resistance, reaching more than 1.000.000 opening and closing cycles.

TEMPERATURE		0 °C	-18 °C	-30 °C
LEAF THICKNESS	mm	100	100	140
HEATING ELEMENT	W/m	-	25	40

MAXIMUM DIMENSIONS

CLEAR WIDTH	mm	2.400
CLEAR HEIGHT	mm	3.500
MAXIMUM LEAF SURFACE	m ²	9

* For larger dimensions the door will be sent in 2 pieces.

TECHNICAL SPECIFICATIONS



GUIDE



GUIDING SYSTEM



LEVER



HOOK



AUTOMATION

CLOSING AND GUIDE SYSTEM

Guide system designed for doors of up to 2.400 x 3.500 mm and 250 kg.

Drops designed for smooth, easy manual opening.

Horizontal and vertical adjustment range of over 3 cm.

DOOR LEAF

Anodised aluminium perimeter section.

Reinforced with interior inserts holding the fittings in place.

Wide variety of finishes:

- White lacquered steel RAL 9010.
- Stainless steel. AISI 304.
- Steel with PVC finish.
- Other finishes upon request.

PIR foam cold rooms.



FRAME

RAL 9006 lacquered aluminium sections with thermal break.

Equipped with a heating element in Freezer and Deep Freezer systems.

Door frame adaptable to any panel thickness.

Concealed fixings with screw plugs.

OPTIONS

- ▶ Frame prepared to assembly on brickwall.
- ▶ Lock with key.
- ▶ 25 x 50 cm window for cooling.
- ▶ 850 mm high kickplate.
- ▶ Aerial rail pass. Split rail.
- ▶ Through lever.
- ▶ 80 mm thickness preframe.
- ▶ Automation opening.
- ▶ Opening systems.
 - Pull cord set, remote control, magnetic loop or radar set.

GLASS DOORS

MOD. **CR**

 **COMMERCIAL USE**

USE

Glass door system, ideal for displaying refrigerated and frozen products stored in cold rooms.



AVAILABLE MEASURES

CLEAR WIDTH	mm	660 / 760
CLEAR HEIGHT	mm	1.521 / 1.721

NT MODEL

Designed for cold rooms.

No condensation under the following working conditions:

OUTSIDE CONDITIONS	ROOM CONDITIONS
+ 25 ° C / 60 % Hr	+ 4 ° C

LT MODEL

Designed for freezer rooms.

No condensation under the following working conditions:

OUTSIDE CONDITIONS	ROOM CONDITIONS
+ 25 ° C / 60 % Hr	-25 ° C

ADVANTAGES



Available in two different colours: (grey and black).



Robust frame and door construction.



Perfectly insulated, for cold rooms (NT model) and freezer rooms (LT model).



Hold-open function for easy loading.



Condensation-free view.



TECHNICAL SPECIFICATIONS

NT MODEL

DOOR LEAF

Anodised aluminium perimeter section.

Heating element around the entire perimeter.

Can be switched off manually.

GLASS:

- Interior 3 mm tempered + Exterior 4 mm tempered.

LIGHTNING:

- Led lighting.

FRAME

Anodised aluminium profiles.

Right-hand hinges as standard.

LT MODEL

DOOR LEAF

Anodised aluminium perimeter section.

Heating element around the entire perimeter.

GLASS:

- Interior 3 mm tempered + Interior 3 mm non-tempered + Exterior 4 mm tempered and heated

LIGHTNING:

- Led lighting.

FRAME

Anodised aluminium profiles.

Right-hand hinges as standard.

Semi insulated doors



Working with functionality

The target:

To provide a smooth free flowing access between positive temperature areas with people transit.

p. 24 SERVICE HINGED
N40

p. 28 INJECTED SWING
V40

p. 32 STRIP CURTAIN
CL200

p. 26 SERVICE SLIDING
NC40

p. 30 POLYETHYLENE SWING
V15

p. 34 WINDOWS
VT





SEMI INSULATED DOORS

SERVICE HINGED

MOD. **N40**

USE

Single or double leaf semi-insulated service hinged door.

Suitable for corridors, offices, toilets, etc.

PIR
PIR FOAM
DOOR



ADVANTAGES



Simple, hygienic door.



Single and double models.



Stainless steel hardware.



Suitable for use with panels or walls of any thickness.



Pre-installed doors.
Easy assembly.



Custom made doors.

MAX. DIMENSIONS 1 LEAF

CLEAR WIDTH	mm	1.200
CLEAR HEIGHT	mm	3.000

MAX. DIMENSIONS 2 LEAVES

CLEAR WIDTH	mm	2.400
CLEAR HEIGHT	mm	3.000

Special dimensions on request.

TECHNICAL SPECIFICATIONS

DOOR LEAF


Injected door leaf, thickness 40 mm.

Anodised aluminium door leaf perimeter section.

Wide variety of finishes:

- White lacquered steel RAL 9010.
- Stainless steel. AISI 304.
- Steel with PVC finish.
- Other finishes upon request.

PIR foam doors.



FRAME

RAL 9006 lacquered aluminium sections.

Frame with EPDM sealing strip. Hermetically insulated.

Concealed fixings with screw plugs.



FITTINGS

Stainless steel handle.

Stainless steel hinge.

Integrated pins in double door.

OPTIONS

- ▶ Frame prepared to assembly on brickwall.
- ▶ Door stopper.
- ▶ Door closer.
- ▶ Lock with key.
- ▶ Lock with latch.
- ▶ Electric lock.
- ▶ Methacrylate window 350 x 600.
- ▶ Anti-panic bar.
- ▶ Anti-panic bar in doors with max 2.500 mm height.
- ▶ 850 mm high kickplate.
- ▶ Overhead rail passage.



SEMI INSULATED DOORS

SERVICE SLIDING

MOD. **NC40**

USE

Single or double leaf semi-insulated sliding door.

Suitable for separation of environments in laboratories, offices, positive temperature rooms, etc...

PIR
PIR FOAM
DOOR



ADVANTAGES



Simple, lightweight door.



Injected leaf.



Pre-installed doors. Easy assembly.

MAX. DIMENSIONS 1 LEAF

CLEAR WIDTH	mm	2.000
CLEAR HEIGHT	mm	3.000

MAX. DIMENSIONS 2 LEAVES

CLEAR WIDTH	mm	4.000
CLEAR HEIGHT	mm	3.000

Special dimensions on request.

TECHNICAL SPECIFICATIONS

DOOR LEAF

Injected door leaf, thickness 40 mm.

Anodised aluminium perimeter section.

Wide variety of finishes:

- White lacquered steel RAL 9010.
- Stainless steel. AISI 304.
- Steel with PVC finish.
- Other finishes upon request.

PIR foam doors.



FRAME

RAL 9006 lacquered aluminium sections.

Frame can optionally be adapted to building work.

Concealed fixings with screw plugs.



FITTINGS

Anodised aluminium rails.

Lower guiding system, interior handle and exterior aluminium handle.

OPTIONS

- ▶ Frame prepared to assembly on brickwall.
- ▶ 850 mm high kickplate.



SEMI INSULATED DOORS

INJECTED SWING

MOD. **V40**

USE

Single or double leaf semi-insulated swing door.

Suitable for laboratories, offices, positive temperature areas, etc.

To use in people transit areas.

PIR
PIR FOAM
DOOR



ADVANTAGES



Injected door with 360 x 500 mm window and EPDM seal.



Pre-installed doors. Easy assembly.



Protection with high impact-resistant material.



Custom made doors.

MAX. DIMENSIONS 1 LEAF

CLEAR WIDTH	mm	1.200
CLEAR HEIGHT	mm	3.000

MAX. DIMENSIONS 2 LEAVES

CLEAR WIDTH	mm	2.400
CLEAR HEIGHT	mm	3.000

Special dimensions on request.

TECHNICAL SPECIFICATIONS

DOOR LEAF

Injected door leaf, thickness 40 mm.

Blade with weatherstripping to improve watertightness and prevent entrapment.

Anodised aluminium perimeter section.

Wide variety of finishes:

- White lacquered steel RAL 9010.
- Stainless steel. AISI 304.
- Steel with PVC finish.
- Other finishes upon request.

PIR foam doors.



FRAME

RAL 9006 lacquered aluminium sections.

Frame can optionally be adapted to building work.

Concealed fixings with screw plugs.



FITTINGS

Standard aluminium hinge.

OPTIONS

- ▶ Frame prepared to assembly on brickwall.
- ▶ Stainless steel hinges.
- ▶ Composite hinges with locking at 90°.
- ▶ Single stainless steel aircraft protection.
- ▶ Double stainless steel aircraft protection.
- ▶ Overhead rail passage.
- ▶ Sealing strip on all 4 sides.

POLYETHYLENE SWING

MOD. **V15**

USE

Single or double leaf polyethylene swinging door.

Suitable for laboratories, supermarkets, positive temperature areas, etc.

Heavy traffic and shock resistant.



ADVANTAGES



PE door with 350 x 600 mm window and EPDM seal.



Trolley can be driven through it. Proven durability.



Highly resistant to impact and wear.



Custom made doors.



MAX. DIMENSIONS 1 LEAF

CLEAR WIDTH	mm	1.200
CLEAR HEIGHT	mm	3.000

MAX. DIMENSIONS 2 LEAVES

CLEAR WIDTH	mm	2.000
CLEAR HEIGHT	mm	3.000

Special dimensions on request.

TECHNICAL SPECIFICATIONS



DOOR LEAF

High-density PE sheet, impact and scratch resistant.

Reinforcement on hinge side and trolley strike zone on both sides.

EPDM gasket to improve watertightness and prevent entrapment.



FRAME

RAL 9006 lacquered aluminium sections.

Frame can optionally be adapted to building work.

Concealed fixings with screw plugs.



FITTINGS

Composite hinge with 90° locking, robust, resistant and adjustable in tightness. Hinge with KIDE design.

OPTIONS

- ▶ Frame prepared to assembly on brickwall.
- ▶ Overhead rail passage.
- ▶ Single stainless steel aircraft protection.



SEMI INSULATED DOORS

STRIP CURTAIN

MOD. **CL 200**

USE

Strip curtain designed to separate different areas, blocking the air flow on opening.

Ideal for freezer rooms.

Widely used in the meat industry, fishery industry, etc.



ADVANTAGES



Made from materials suitable for food industry use.



Ease of assembly.



The strips are easily replaced: they are individually removed.

MAXIMUM DIMENSIONS

CLEAR WIDTH	mm	4.000
CLEAR HEIGHT	mm	4.000

Special dimensions on request.

TECHNICAL SPECIFICATIONS



FITTINGS

Swinging stainless steel supports.

Supports are individually removed.

The strips are very resistant and prepared for heavy traffic thanks to the swinging system.

The strips can be easily assembled and replaced.



STRIP CURTAINS

Transparent flexible blue PVC.

Dimension of each strip: 200 x 3 mm.

Overlap between strips: 50 mm.

Suitable for freezing temperature.

WINDOWS

MOD. **VT**

USE

It allows to see the activity inside a room.

Suitable for positive temperature environments.



ADVANTAGES



Simple, hygienic window.



Custom made windows.



Pre-assembled window.
Quick and simple installation.

DIMENSIONS

MAXIMUM WIDTH	mm	5.800
MINIMUM HEIGHT	mm	250

From 2 m² upwards it has a vertical crossbar.



TECHNICAL SPECIFICATIONS



FRAME

Lacquered aluminium frame with thermal bridge break.

Subframe adapted to the panel thickness.

Includes EPDM gasket. Maximum sealing.

Variety of finishes:

- Lacquered in White RAL 9010.
- Lacquered in Grey RAL 7016.

GLASS

Standard System:

Inner glass (4 mm) + Air chamber (12 mm) + Outer glass (4 mm).

OPTIONS


► To avoid glass breakage:

- Lamiglass system: 3 + 3 + 8 (air) + 3 + 3.
Upon request.

► Freezer rooms:

- Special system: 3 + 3 + 12 (argon) + 4 + 4.
Upon request.
- Sliding and tilt-and-turn windows.
Upon request.

Logistic doors



Organising logistics

The aim:

Efficiency of movements, truck loading and unloading, minimizing cold losses.

p. 38 RAPID ROLL UP DOOR
SR

p. 42 DOCK LEVELLER
A340

p. 40 SECTIONAL
SC40

p. 44 HYDRAULIC RAMP
DL



RAPID ROLL UP DOOR

MOD. **SR**

USE

Kide rapid roll up doors allow smooth transit between two areas, optimising the work process, minimising temperature loss and Insulating from noise.

Can be used for any industry or closed area type.



DIMENSIONS

MAXIMUM DIMENSIONS	mm	3.000 x 3.000
--------------------	----	---------------

Special dimensions on request.

ADVANTAGES



It can perform 1.000 opening cycles per day, giving it the highest durability exponent in its category.



Pre-assembled doors delivered in a "Kit" module for fast and intuitive assembly.



Low maintenance.



Canvas colours.



RAL 1003



RAL 2004



RAL 3002



RAL 5010



RAL 6028



RAL 7038



RAL 9016



Opening systems.

RADAR



PULL CORDS



MAGNETIC FIELD



REMOTE CONTROL





TECHNICAL SPECIFICATIONS

For indoor and outdoor use and in cold rooms and freezer rooms.

Microprocessed board.

Magnetic encoder.

Frequency converter.

Self-repairing.

Own-designed white lacquered aluminium frames.

Button opening, with optional remote control, photocell, pull cord, radar, magnetic loop.

Safety photocell for closing. 960 gr/m² canvas with transparent viewing strip.

Opening speed: rapid (90 cm/sec) or ultra-rapid (120 cm/sec).

OPTIONS

- ▶ Doors prepared for outdoor use.
- ▶ Double rapid for refrigeration.
- ▶ Freezing door.
- ▶ Extension of the control box cables.
- ▶ Opening SAS system - for two doors.
- ▶ UPS - Uninterruptible Power Supply.
- ▶ Assembly between walls.
- ▶ Opening systems.

SECTIONAL

MOD. **SC40**

USE

The Kide sectional door is the ideal solution for outdoor and indoor enclosures, positive cold rooms and loading points.



ADVANTAGES




To adapt to all project requirements we offer different configurations for the guide system, panel finish, viewing windows, pedestrian door, etc.



TEMPERATURE		0 °C	-18 °C	-30 °C
LEAF THICKNESS	mm	40	60	80

MAXIMUM DIMENSIONS

CLEAR WIDTH	mm	7.000
CLEAR HEIGHT	mm	7.000



TECHNICAL SPECIFICATIONS

40, 60 and 80 mm panels.

Optimal insulation from $K=0,5$ to $0,25 \text{ W/m}^2$, with sealing strip in lower part and upper side seals (APTK, EPDM).

Panel with $R=25 \text{ dB}$ soundproofing, with CFK-free polyisocyanurate foam core.

Pressed panel frames and bolts fastened to 4 plates.

Safety device against cable break and spring break integrated to motor.

Hidden wiring to guarantee safety.

Guides designed to prevent wheel slip.

Wide range of guide systems to adapt to any interior façade or ceiling.

Wide range of standard colours.

Manufactured in accordance with European EN-13241 standard, with CE mark, Tüv/ITV testing and GS label.

OPTIONS

- ▶ Oval window measuring 610 x 290 mm installed.
- ▶ Pedestrian door fitted with aluminium profiles (clear opening approximately 800 x 1.800 mm) (exterior view, DIN Right).
- ▶ External lock (including cylinder with three keys).
- ▶ Wind resistance kit.
- ▶ 80 mm panel door extension (minimum height 2.200 mm, dimensional limit 5.000 x 5.000 mm).
- ▶ Both sides can be painted / RAL colours standard.
- ▶ Drives and electrical panels - Man present function - Three-phase 450 V.

DOCK SHELTER

MOD. **A340**

USE

Industrial use.

Designed for intensive loading/unloading use, this door is ideal for warehouses where the cargo area needs to be isolated from the outside, warehouses with controlled temperature zones and areas with the maximum guarantee of hygiene on cargo handling.



ADVANTAGES



Designed to facilitate quick, safe transit. The shelters are retractable to absorb any knocks from the lorries manoeuvring towards the loading bay.

DIMENSIONS

STANDARD DIMENSIONS*	mm	3.400 x 3.400 x 600
MAXIMUM DIMENSIONS	mm	4.000 x 4.800 x 600

For smaller dimensions, please contact us.

* The standard dock shelter depth is 600 mm. The upper front has a height of 1.000 mm and the 2 verticals each have a width of 600 mm.



TECHNICAL SPECIFICATIONS

Front and rear galvanised metal chassis, linked with diagonal struts for retractability.

Entire perimeter covered with lined polyester canvas coated in highly resistant flexible black 0,8 mm PVC. M2 fireproof, fastened to the structure with an aluminium section for easy change in case of repair.

The side locks are marked with a white strip to facilitate vehicle docking. They are made of woven PVC with a thickness of 3 mm.


HYDRAULIC RAMP

MOD. **DL**

USE

Industrial use.

The hydraulic ramp with folding edge adapts to different lorry heights, speeding up the loading and unloading process.



ADVANTAGES



Safety first. Totally equipped including emergency stop, maintenance bar, anti-shear flaps, 24V control panel and cylinder rupture valve, making our ramps totally safe.

RAMP DIMENSIONS W x L x H (mm)	SHAFT DIMENSIONS W x L x H (mm)
2.000 x 2.500 x 600	2.040 x 2.300 x 610
2.000 x 3.000 x 600	2.040 x 2.800 x 610
2.000 x 3.500 x 600	2.040 x 3.300 x 610



TECHNICAL SPECIFICATIONS


The ramp is totally automatic. Pressing a button activates the raising mechanism and the folding edge opens at the same time. When the ramp reaches its total height the edge opens, and the button can then be slowly released to lower the platform to adapt to the lorry height.

Ramp manufactured in diamond plate with hot-rolled longitudinal profiles. The plate thickness is 6 / 8 mm. Its elasticity allows to adapt naturally to a tilt of up to 100 mm, meaning that it can adapt to a wide range of vehicles.

The folding edge plate has a thickness of 13/15 mm and is a diamond plate with an 8 mm reinforcement plate integrated to its underside. The edge adapts perfectly to all types of lorry or unloading vehicle surfaces. The edge is moved by a single-acting cylinder.

RAL 7011 paintwork on the standard model. Other finish options available.

Other types of ramps are also available to meet the needs of each project.



OPTIONS

- ▶ Galvanised or special RAL finish.
- ▶ Weight capacity (Tn) (6, 10, 16 and 20 t).
- ▶ Special dimensions.
- ▶ One or two lifting cylinders.
- ▶ Lip with safety socket.

Fireproof doors

Putting up cold and fire barriers

Effectiveness:

Partition between different areas with the maximum sealing and insulation guarantee.

REFRIGERATED

p. 48 SLIDING
QEI

p. 50 HINGED
PEI

SERVICE

p. 52 SERVICE DOOR
SEI

SLIDING

MOD. **QEI**

USE

Industrial use.

Sliding fire door for cold rooms, 60 or 120 minute rated, suitable for cold rooms or freezer rooms.

PIR
PIR FOAM
DOOR



ADVANTAGES



Combines first-rate hygiene and insulation features with excellent fire performance.



Laboratory certified under the EN 1634-1 standard.

LEAF THICKNESS	mm	100
----------------	----	-----

MAXIMUM DIMENSIONS

CLEAR WIDTH	mm	3.000
CLEAR HEIGHT	mm	3.000

TECHNICAL SPECIFICATIONS

DOOR LEAF

100 mm thicknesses.

Finishes: lacquered or stainless steel, with 1,2 mm thick AISI-304 stainless steel frame.

PIR insulation with 40-45 kg/m³ density, with two 15 mm thick plasterboard panels.

Intumescent perimeter seal.

PVC perimeter seal ensures hermetic closure.



FRAME

Stainless steel frame, AISI-304, 1,2 mm thick with thermal break, designed for installation on wall.

Freezer doors (-20 °C) equipped with heating elements around entire perimeter of frame and threshold.

FITTINGS

AISI 304 stainless steel fitting.



AUTOMATISM

Electronic automation system with chain drive, features identical to SCR drive.

OPTIONS

- ▶ Lacquered according to RAL chart.
- ▶ Stainless steel lower guards.
- ▶ Cold room fireproof door sight glass (Temp. +).
- ▶ Supplement for panel frame > 150 mm.
- ▶ Cold room fireproof door sight glass (Temp. -).

HINGED


MOD. **PEI**

USE

Industrial use.

Hinged fire door for cold room,
60 minute rated, suitable for food
industry use.

PIR
PIR FOAM
DOOR



ADVANTAGES



The BDM RF60 door provides a fire barrier and has a hygienic design, making it the best option for food industry use.



The door can be manufactured for freezer rooms with temperatures down to -30 °C.



Laboratory certified under the EN 1634-1 standard.

LEAF THICKNESS	mm	120
----------------	----	-----

MAXIMUM DIMENSIONS

CLEAR WIDTH	mm	950
CLEAR HEIGHT	mm	2.100

TECHNICAL SPECIFICATIONS

DOOR LEAF

120 mm thickness.

Finishes: lacquered steel, PVC or stainless steel.

Stainless steel outer frame.

Core made of plasterboard, rock wool and 40-45 kg/m³ PIR.

PVC perimeter seal ensures hermetic closure.



FRAME

Industrial frame manufactured in stainless steel designed to be fastened to panel or wall.

Equipped with intumescent seals.

Freezer doors (-20 °C/-40 °C) equipped with heating elements around entire perimeter of frame and threshold.



FITTINGS

3-point locking system. Exterior handle with or without key and interior panic bar.

Stainless steel hinges with bronze ramps. Own design.

OPTIONS

- ▶ Lacquered according to RAL chart .
- ▶ Door closer.
- ▶ Cold room fireproof door sight glass (Temp. +).
- ▶ Cold room fireproof door sight glass (Temp. -).
- ▶ Stainless steel lower guards.
- ▶ Supplement for panel frame > 150 mm.


SERVICE DOOR

MOD. **SEI**

USE

Fire-resistant hinged service door, with one or two leaves.

Its main function is to act as a barrier against fire and smoke, helping to contain fire in a specific area and allowing safer evacuation.



ADVANTAGES



Fire resistance 60 min.



The outer and inner frames are always in stainless steel.



The leaf can be finished in PVC, lacquered according to the standard or RAL chart chosen by the customer, or stainless steel.



Single and double models.

MAXIMUM DIMENSIONS		1H 60	2H 60
MAXIMUM WIDTH	mm	1.124	2.000
HIGH MAXIMUM	mm	2.402	2.075
MAXIMUM AREA	m ²	< 3,03456	-

TECHNICAL SPECIFICATIONS

DOOR LEAF

Thickness of 75 mm.

Different finish options: lacquered, PVC or 1,2 mm thick AISI 304 stainless steel.

Rock wool insulation with a 15 mm thick plasterboard.



FRAME

1,2 mm thick AISI 304 stainless steel frame designed for mounting on panel or wall.



FITTINGS


AISI 304 stainless steel hardware.

Single-point lock with or without key.

OPTIONS

- ▶ Rolled frame.
- ▶ Key lock with safety opening from inside.
- ▶ Lock for WC.
- ▶ Antipanic bar for 1 leaf.
- ▶ Antipanic bar 2 leaves.
- ▶ Door closer without retainer.
- ▶ Window 300 x 400 mm.
- ▶ Stainless steel lower protections.
- ▶ Handle for semi-fixed leaf (push pad).
- ▶ Electromagnet and plate (EMGD) for each leaf.
- ▶ Locking selector.
- ▶ Special RAL colours available for door leaves.
- ▶ Frame for > 150 mm panel available.

Accessories



POLYETHYLENE PROTECTIONS

USE

To protect the panel, extending its lifetime.
Made of high density, unbreakable polyethylene.

ADVANTAGES

High impact and scratch resistance.
Two-piece system.
Floor and wall mounting.
Hidden screws.
Hygienic and easy to clean.
Quick and easy to assemble.
Skirting boards available in heights 150, 210, 300 and 500 mm.
Handrail available in 150 mm.



PVC PROTECTIONS

USE

Protector for the panel, extending its useful life.
Made of PVC.

ADVANTAGES

Impact and scratch resistant.
Easy to install.
Hidden fastening screws.
Hygienic and easy to clean.
Corner finishing pieces.
Protector height 100 mm.



PRESSURE VALVE

USE

Element to balance the pressure differences between the inside and outside of the cold room.
Equipped with heating element.
Different models depending on the needs.
Wall or ceiling application.



SANITARY COVING

USE

Installation in floor-to-vertical, vertical-to-vertical and vertical-to-ceiling joints.
Prevents the accumulation of dirt and makes it easier to clean the corners of the enclosure.

ADVANTAGES

Aluminum or PVC base.
Flexible lips for perfect fit.
Snap-fit system, allowing for easy installation.
Complies with sanitary regulations.
Available with LED light.



TRIMS AND PROFILES

USE

Profiles of all types of geometry, used for the installation of cold rooms.

3.000 mm long profiles.

Standard white lacquered steel finish.

Multiple finishes available. Stainless steel. AISI 304, PVC...

Same finish as the cold room:

- Standard: white lacquered RAL 9010
- Options: Stainless steel, PVC, PET...

All profiles covered with protective film.



CEILING FASTENING SYSTEMS

USE

Profiles for suspending cold room ceilings.

4.000 mm lacquered aluminium profiles (length per piece).

For positive and negative temperature applications.

Suspension with stainless steel rod and bracket.



ALARMS

USE

Adapted to different types and applications of cold rooms.

Suitable for all types of products.

Perishable, packaged, etc.

Equipped with alarm systems, man-locked, thermometer, hygrometer, leak detector...

Temperature logging and data monitoring option.




ALUMINIUM AND POLYETHYLENE SHELVING

USE

Shelving units with an anodised aluminium frame with foodgrade polyethylene grid shelves.

Perfectly suitable for use in cold rooms and under the most demanding health requirements.



RAMP

USE

They are designed to facilitate the access for carts, trolleys, and any wheeled transport equipment to a cold room that has an elevated floor.

Built with a metal iron structure and stainless steel sheet, available in various sizes.

Notes

Notes

A series of horizontal dotted lines spanning the width of the page, intended for handwritten notes.

EXCLUSIONS

- Any material or work required and not specified in this offer.
- Licences, visas and permits, safety study and safety coordinator.
- Cold room project.
- All transfers at a level other than road level or over distances of more than 20 m. that cannot be carried out by forklift will be subject to a surcharge that will be invoiced.
- Reception and location of equipment at the established sites.
- Cranes and necessary loading and unloading equipment.
- Removal of surplus material (remaining panels, etc.).
- Masonry, carpentry or plumbing works, such as levelling, pipes, drains, power supply, water drainage, support points, etc.
- Sealing between civil floor and panel.
- Sealing of joints between panels with silicone.
- Finishing of the existing gaps between the cold room and the masonry walls.
- Panel cuts for other trades.
- General cold room assembly (pipes, valves and fittings for interconnection between elements) and replenishment of refrigerant and oil, as well as ducts and their assembly.
- Lighting and light fittings.
- Half-round profiles, stainless steel or civil works (in the case of dryers), to favour the correct distribution of air between the product.
- Electrical connections. The customer shall provide adequate electrical connections for the tools necessary to assemble the cold room and equipment, as well as for their operation. 220 V 20 kW electrical connections.
- Resistor/valve/alarm connection
- Protected low-voltage connection to the equipment's electrical panel.
- Wiring between equipment, probes and control panels, as well as computer if necessary.
- Ethernet (level 1) cabling between the PLCs of the controllers and the supervisory PC.
- Appropriate means of handling, lifting, clearing of debris. These shall be provided by the customer.
- Any additional movement for reasons beyond KIDE's control (unprepared assembly area, installation of sanitary fittings, adjustment of doors after floor preparation, etc.) will be invoiced separately.
- The valuation has been carried out according to drawings or measurements provided by the customer/engineering. Any work not specified in the plans, such as lining columns, having to make cuts as a result of erroneous measurements, ramps, access covers, etc., will be invoiced separately.

PRODUCT LIABILITY

- KIDE shall be liable for any harm to persons or property resulting from defects or errors in the products and/or services delivered by KIDE (with the exceptions set out in these General Terms and Conditions). However, KIDE does not, under any circumstances, assume liability for loss of operation, loss of time, loss of earnings or similar indirect loss of the Buyer.
- In relation to the above point, under no circumstances shall KIDE assume liability for operational losses, loss of profit or any other type of indirect damage.

GENERAL CONDITIONS OF SALE

- The order will be processed if and only if it is accepted by the insurance company or credit institution and provided that there is no outstanding balance with KIDE.
- In the case of orders that include transport, if there are difficulties for delivery by normal lorry in areas that are difficult to access, the customer must indicate this when placing the order. This special transport will be invoiced separately and a 6% surcharge will be applied to the value of the goods.
- The delivery period shall commence after written confirmation of the order, acceptance of the order and formalisation of the payment terms (receipt of the advance payment, notification of the letter of credit, etc.).
- The deadline is considered as material packed and ready for delivery.
- In the event of public holidays (Easter, Christmas, summer), the period for dispatch may be increased accordingly, and confirmation is therefore recommended.
- In the case of payment by letter of credit, this shall be irrevocable and confirmed, and opened in a first class bank (BBVA, SABADELL, SANTANDER, LABORAL KUTXA, BANKINTER, BANKIA).
- The duration of the credit shall be at least 1 month longer than the agreed delivery period. KIDE is under no obligation to commence the manufacture of the goods or to provide the services until the letter of credit has been confirmed and accepted by KIDE.
- KIDE's registered office and its premises shall be the place of performance of the contractual obligations. The obligations shall be deemed to have been fulfilled by KIDE when it notifies the Customer that the goods have been made available at the facilities of the manufacturer's registered office. Ownership of the manufactured goods shall only be transferred when payment has been made in full, however, the risk of loss and/or damage shall be transferred as soon as the goods have been made available at the place of fulfilment of the contractual obligations.
- In the event that within 15 days of KIDE making the goods and/or services available to the Customer, the latter does not indicate a place for delivery of the goods and/or services or does not take delivery of the material and/or services, KIDE reserves the right to terminate the contract early, to destroy the material at the Customer's expense and to claim from said Customer the costs of scrapping and/or temporary storage, losses due to resale to third parties and any other damages arising from such situation, and shall be entitled to deduct these damages from the amount paid in advance by the Customer.
- Alternatively, KIDE reserves the right to store the goods manufactured in its facilities or in the facilities of a third party, and may claim a financial penalty of 15 euros per m²/month for such storage, without prejudice to KIDE's right to claim for damages and losses incurred as a result of the situation. The aforementioned storage period may be extended for a maximum of 45 days. Once this period has elapsed, KIDE may terminate the Contract without prejudice to its right to claim all damages and losses that it may have incurred.
- If payment is not made on the due date, KIDE will add the financial cost corresponding to the delay in payment. Any delay in payment, for whatever reason, shall automatically increase the price by the interest set in accordance with Law 3/2004 of 29 December on the prevention of late payment in commercial transactions. If it is necessary to resort to legal proceedings for collection, the amount of the debt claimed shall be increased by the costs incurred in its recovery, which will

be subject to a penalty clause of no less than 15% of the debt, all without prejudice to KIDE's right to claim any damages caused by the customer's non-compliance.

- The non-payment of a debt on its due date shall automatically result in early termination and the payment of the entire remaining balance due, as well as the precautionary suspension of deliveries and works.
- KIDE guarantees its equipment against all material and manufacturing defects for a period of 12 months from delivery or a maximum of 14 months from the date it is made available. This warranty obligation consists EXCLUSIVELY of the replacement of the part of the product recognised as being defective, and does not include: transport, refrigerant, installation, assembly or disassembly costs, nor any damages that may have been caused.
- The product delivered in replacement of the defective product shall be guaranteed under the same terms and conditions applicable to the replaced product and for the remaining period of the warranty.
- The warranty shall only apply if the equipment has been transported, stored and handled in accordance with KIDE's instructions, has not been mistreated or damaged by accident or negligence of the customer or third parties, and has been operated only by KIDE's own personnel or personnel authorised by KIDE.
- KIDE's liability for all claims arising from an order is limited to the total amount of the order. The customer waives any further claims for damages.
- The replaced material shall become the property of KIDE unless its destruction is authorised. In the event of an express request for its return, this will be carried out within a maximum of 15 days. In such a case, KIDE shall bear the costs arising from the return and/or delivery of the defective material.
- Other expenses, such as those arising from the travel of technical personnel or labour, are not included and shall be borne by the customer.
- KIDE also guarantees the availability of spare parts, either of the components concerned or of the functional parts into which they are integrated, for a period of 5 years.
- In order to guarantee the quality of the equipment supplied and prior to delivery of such equipment, KIDE S. Coop accepts inspection at its facilities by a specialised laboratory with the costs derived from this inspection being borne by the customer.
- In no event shall KIDE be liable for indirect damages caused to the Customer or any third party for operating losses, loss of sales, revenue or interruption to business or services, loss of profits or other indirect, intangible, non-economic or consequential losses or for losses of a similar kind.
- When the ASSEMBLY service is contracted, it shall be guaranteed for FIFTEEN DAYS from the date of completion of the assembly.
- In the case of marketed products not manufactured by KIDE, the warranty of the manufacturer of said products shall subsist, under the conditions established by the manufacturer, which KIDE shall pass on to the customer.
- The buyer shall hold KIDE harmless from any claims received from third parties for any cause other than a manufacturing defect of the products, as well as from all expenses incurred in the defence against such claims.
- The Buyer is obliged to inspect the products upon receipt. KIDE shall not be liable for any apparent defects once the goods have been

received if they are not checked and the delivery note is not signed as compliant, or if the appropriate complaint is not made within 24 hours.

Likewise, the Buyer shall be obliged to check the measurement and thickness specifications upon receipt of the material delivered by KIDE and, by virtue of this, the Buyer thereby waives any type of claim on the aforementioned specifications if it has already proceeded with the transformation, placement or arrangement of the delivered material. In the event of claims regarding deviations between the quality of the material agreed between KIDE and the Buyer and the quality of the material actually delivered, they shall only be admissible when the quality defect is certified by the Buyer. In the event that the reason for any damage to the material is due to misuse or improper application of the product by the Buyer, the Buyer shall be exclusively responsible for such damage.

In any case, KIDE shall not be liable for:

- Damage to the coating of the material caused by moisture or other contamination detrimental to the coating resulting from improper storage of such material by the Buyer. Furthermore, the same shall apply in the event that the material is damaged during transport, handling, installation and assembly at the Buyer's premises and/or by any other act of negligence attributable to the Buyer or to third parties other than KIDE.
- Damage to the material caused by the cutting of the panels on site by the Buyer or by a third party other than KIDE, which may lead to a modification of the technical characteristics of the material and affect its performance.
- Damage to the material caused by water or by any corrosive product once it has left KIDE.
- Appearance of pockets or 'blistering' in the sandwich panel, as well as any other type of aesthetic defects that do not affect the functionality of the KIDE materials delivered to the Buyer.
- The Buyer undertakes to sign the delivery note for the material and/or the acceptance certificate for the installations once it has been received. In any event, the material shall be deemed to have been accepted without reservation from the moment it begins to be used.
- In the resolution of any question or dispute which may exist between the parties regarding the validity, interpretation, execution and/or termination of the contract, the parties shall be subject to the exclusive jurisdiction of the Courts and Tribunals corresponding to the registered offices of KIDE. This Contract is subject to Spanish law.

Note: KIDE is not responsible for any errors or misinterpretations of the information contained in the catalogue or price list. It also reserves the right to modify the data and values contained therein without prior notice. Such data does not constitute a contractual guarantee.

KIDE, S.Coop. Ltda. Official Reg. of Coop. of the Min. of Lab. No. 20750 - Reg. of Cooperatives of the Basque Government no. VI-215119/86 Tax ID (NIF): F-48071377

kide

HEADQUARTER

Polígono Gardotza, 1
48710 BERRIATUA
Bizkaia (Spain)

Tel: +34 94 603 62 00

e-mail: kide@kide.com
www.kide.com

