

kide

CATALOGUE

COMMERCIAL AND INDUSTRIAL
REFRIGERATION UNITS
2026



High Cooling Performance

IN KIDE WE DESIGN AND MANUFACTURE COMPREHENSIVE REFRIGERATION SOLUTIONS FOR OUR CUSTOMERS.



+50

YEARS OF EXPERIENCE
IN THE INDUSTRY

Headquarter
IN BIZKAIA (SPAIN)

100%
MADE IN EUROPE

+ 8000 m²
MANUFACTURING PLANTS

+43 M €
TURNOVER IN 2025

+50%
SALES IN EXPORT MARKET

+200
PROFESSIONALS



Cooperativism is in our DNA



KIDE is a cooperative company integrated in **MONDRAGON Corporation**, the leading Basque industrial group and the 10th biggest business group in Spain. It is a global benchmark for cooperativist work.

We have a unique and differential value proposition in the market



EVEREST
COLD ROOM



UNIVERSAL
COLD ROOM



EASY
COLD ROOM



INDUSTRIAL
COLD PANEL

DOORS

- Cold Room Doors
- Semi Insulated Doors
- Logistic Doors
- Fireproof Cold Room Doors



Hinged



Sliding




Service door



Swing

ACCESORIES



Polyethylene protections



PVC protections



Windows



Sanitary coving



Trims and profiles



Celing fastening systems



Alarms



Aluminium and polyethylene shelving



GREEN

A2L R-290 REFRIGERATION

COLD EQUIPMENT



kide BLOCK

Compact wall or ceiling mounted monoblock refrigeration units for small volume cold rooms in medium and low temperature applications.



kide SPLIT

Commercial split refrigeration equipment for small volume cold rooms in medium, low and high temperature applications.



kide WATERLOOP

Waterloop is a commercial cooling system with indirect condensation.



kide PACK

Industrial refrigeration equipment for low, medium and high temperatures



kide CHILLER

Glycol chillers for high, medium and low temperature applications.




kide DRYER

Drying equipment, specialised in emulating the natural drying, curing and maturing processes.

CONFIGURATOR KIDE

CONFIGURE YOUR PROJECTS WITH DISCAFWEB





KIDE REFRIGERATION UNITS

COMMERCIAL EQUIPMENT

p. 17 COMPACT

p. 37 SPLIT

OTHERS

p. 75 WATERLOOP SYSTEM

p. 89 CONDENSING UNITS

p. 101 EVAPORATORS

INDUSTRIAL EQUIPMENT

p. 115 COMPACT / SPLIT

p. 141 CHILLERS

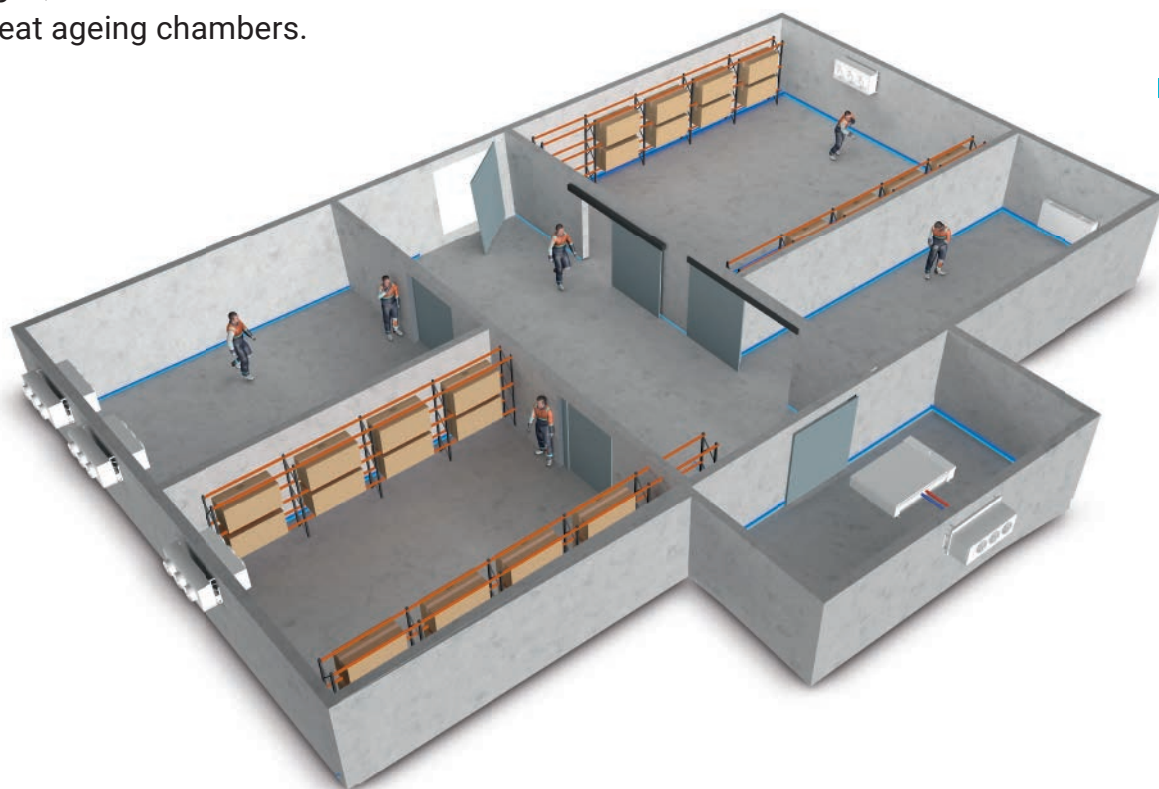
p. 145 DRYING AND CURING UNITS

p. 161 THAWING UNITS

p. 163 ANNEX

Autonomous refrigeration units

At KIDE we have a wide range of autonomous units for both commercial and industrial use, for refrigeration, freezing, work rooms, tunnel freezers, cold sausages, hams and cheeses drying rooms, and meat ageing chambers.



kide BLOCK

COMPACT
COMMERCIAL AND
MAXIBLOCK UNITS

kide SPLIT

SPLIT
COMMERCIAL AND
MAXISPLIT UNITS

kide PACK

COMPACT AND
SPLIT INDUSTRIAL
UNITS

kide ECI

SILENT
CONDENSING UNITS

kide WATERLOOP

WATERLOOP
SYSTEM

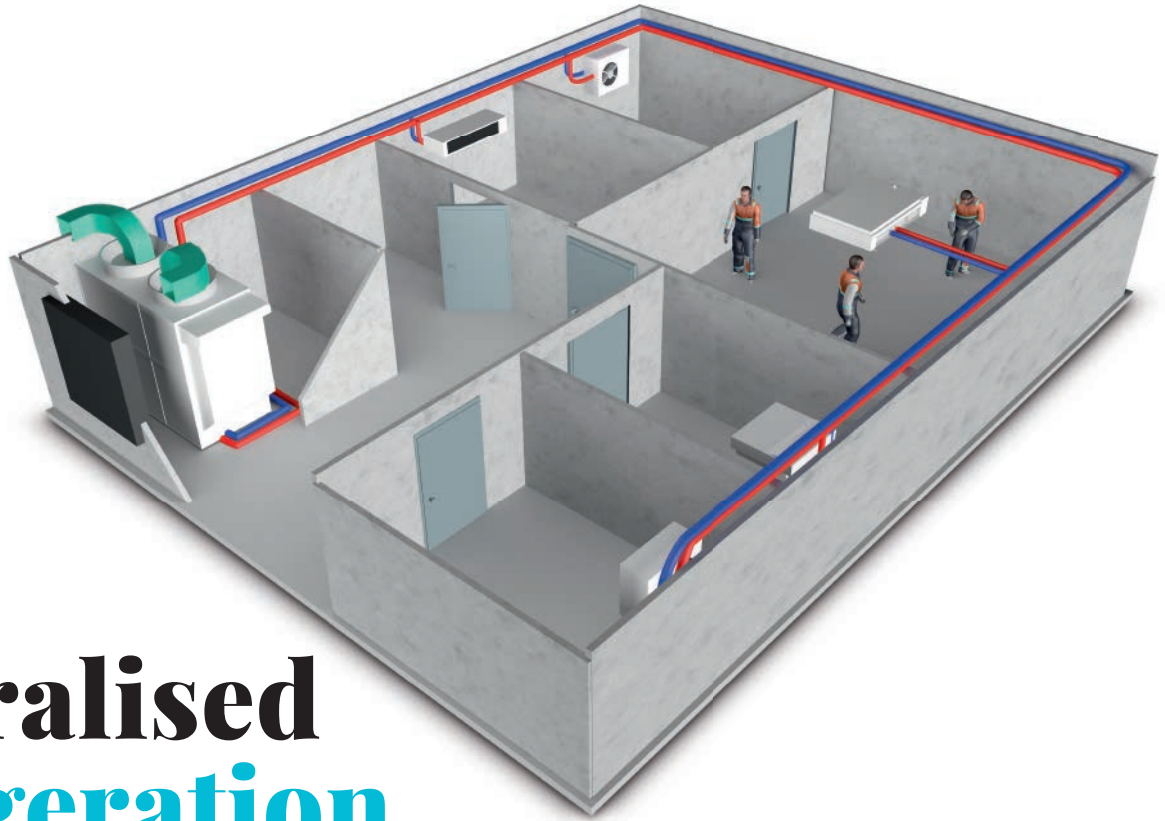
kide DRYER

AUTONOMOUS
DRYING UNITS

Note for the installation technician

Benefits of using autonomous Kide units compared with centralised direct HFC systems.

- Reduction in refrigerant load in facility.
- Simplicity in equipment maintenance.
- A breakdown in the mains affects all its areas with the subsequent risk of deterioration to the products stored, while with autonomous equipment, only the corresponding area will be affected and the products stored may be managed provisionally using all other areas that are operational.



Centralised refrigeration units

For this type of refrigeration unit, Kide also has an extensive commercial and industrial range of work rooms, refrigerators, freezers and dryers.

kide ANTARTIC

MULTI-SERVICE
CONDENSING UNITS

kide CHILLER

GLYCOL
CHILLERS

kide DRYER

CENTRALISED
DRYING UNITS

Note for the installation technician

Benefits of using KIDE's centralised units

- Low HFC refrigerant load in our ANTARCTIC units.
- Use of water as a cooling resource, in addition to natural refrigerants (R-290) in KIDE chillers.
- Lower electricity consumption, ensuring better energy efficiency.

Your most sustainable option

At KIDE we are prepared for the new European F-GAS regulation.

Here are some of the most important milestones that will be progressively rolled out:



MONOBLOCK EQUIPMENT

Refrigerants with GWP < 150

FROM JANUARY 2025



SPLIT EQUIPMENT

Refrigerants with GWP < 150

FROM JANUARY 2030



GLYCOL CHILLERS

Refrigerants with GWP < 750

FROM JANUARY 2027

GREEN A2L R-290 REFRIGERATION

A2L and R-290 refrigerants are a class of low-GWP refrigerants that are used as an alternative to high GWP HFC refrigerants. They have a GWP of less than 150, which makes them a more sustainable and environmentally friendly option. KIDE has been working on the development of these ranges for some time and the aim for the coming years is to continue expanding them.

REFRIGERANT	CLASSIFICATION	GWP
R-454C	A2L	< 150
R-455A	A2L	< 150
R-290	A3	3

AT KIDE WE ARE CONSTANTLY IMPROVING OUR TECHNOLOGY TO **REDUCE GAS EMISSIONS**

Added value

Know-How, innovation and proprietary technology. Specialised team.



Calculation basis

Commercial equipment



Standard: 100 mm insulation for cooling and 120 mm for frozen items (floor included); load density 250 kg/m³; movement of goods 10%; ambient temperature 32 °C; maximum entry temperature of goods 25 °C for cooling and -15 °C for frozen items; specific heat of goods 3,2 kJ/kg-K for cooling and 1,8 KJ/kg-K for frozen items; compressor functioning 18 h per day.



Recommended volume for cases where starting data are not available for calculations or where conditions are more extreme than standard e.g. low thermal insulation capacity of cold room, low airtightness of cold room, not insulated floor, aggressive external conditions, destination and use of the cold room in extreme conditions, etc.

- Limit Outdoor working temperature 43 °C.
If higher PLEASE CONSULT US.
In the case of fruits and vegetables, multiply by 1,50 or consult us.

CALCULATION BASES **FOR HIGH TEMPERATURE EQUIPMENT**

- Insulation 60 mm
- Uninsulated floor (concrete 100 mm)
- Chamber temperature 12 °C-15 °C
- Product temperature 16 °C
- Load density 250 kg/m³
- Goods movement 10%
- Ambient temperature 32 °C
- Operating hours 18 h
- Unfavorable case from T. 40 °C onwards

Calculation basis

Industrial equipment

		KPA	KPM	KPMH	KPB	KPC	KPTC	KPDE	KPMB	KPBM
Outdoor temperature	°C	32	32	32	32	32	32	32	32	32
Cold-room temperature	°C	15	0	0	-20	-30	-	-	0/-20	-20/0
Load density	kg/m ³	250	250	250	250	250	-	-	250	250
Operating hours	hrs/day	18	18	18	18	18			18	18
Insulation	mm polyisocyanurate 40 kg/m ³	100	100	100	120	150	150	150	120	120
Heat transfer coefficient	W/m ² K	0,35	0,35	0,35	0,29	0,23	0,23	0,23	0,29	0,29
Product input temp.	°C	25	25	25	-12	-20	-	-	25 / -12	-12 / 25
Load per day	% of the total	10%	10%	10%	7%	7%	-	-	10% / 7%	7% / 10%
Specific heat	kJ/kg°K	3,2	3,2	3,8	1,8	1,8	-	-	3,2 / 1,8	1,8 / 3,2

- The Maximum recommended distance for hot gas defrost in Split units is 15 m.
- The given pipe diameters are for connexions in Split units and are suitable for a distance of 15 m between condensing and evaporating modules.
- In any case, pipes with proper thickness should always be used to comply with PED 2014/68/UE according to the pressure of the unit.
- Compressor:
- H = Hermetic,
 - SH = Semi-hermetic,
 - DE = Two stage.
- Limit Outdoor working temperature 43 °C. If higher PLEASE CONSULT US.
- In the case of fruits and vegetables, multiply by 0,65 or consult us.

index

Commercial Equipment

Compacts

- 18 **kide** BLOCK -20°C 0°C
COMPACT WALL-MOUNTED
EMB
R-290
- 20 **kide** BLOCK -20°C 0°C
COMPACT WALL-MOUNTED
EMB
A2L R-455A R-454C
- 22 **kide** BLOCK -20°C 0°C **NEW**
MAXIBLOCK WALL-MOUNTED
UMB
A2L R-455A R-454C
- 24 **kide** BLOCK -20°C 0°C **NEW**
COMPACT WALL MOUNTED
CENTRIFUGAL
EMC
R-290
- 26 **kide** BLOCK -20°C 0°C
COMPACT WALL MOUNTED
CENTRIFUGAL
EMC
A2L R-455A R-454C
- 28 **kide** ROOF -20°C 0°C **NEW**
COMPACT CEILING-MOUNTED
EMR
R-290
- 30 **kide** ROOF -20°C 0°C
COMPACT CEILING-MOUNTED
EMR
A2L R-455A R-454C
- 32 **kide** ROOF -20°C 0°C **NEW**
COMPACT CEILING MOUNTED
CENTRIFUGAL
EMF
R-290
- 34 **kide** ROOF -20°C 0°C
COMPACT CEILING MOUNTED
CENTRIFUGAL
EMF
A2L R-455A R-454C

Split

- 38 **kide** SPLIT -20°C 0°C
SPLIT
ESC
A2L R-455A R-454C
- 40 **kide** MAXISPLIT -20°C 0°C **NEW**
MAXISPLIT
USC
A2L R-455A R-454C
- 42 **kide** SPLIT -20°C 0°C
SPLIT
ESC
R-449A R-452A
- 44 **kide** MAXISPLIT -20°C 0°C
MAXISPLIT
USC
R-449A R-452A
- 46 **kide** SPLIT 12°C
WORK ROOMS
ESC
A2L R-455A R-454C
- 48 **kide** MAXISPLIT 12°C
WORK ROOMS
USC
A2L R-455A R-454C
- 50 **kide** SPLIT 12°C
WORK ROOMS
ESC
R-449A
- 52 **kide** MAXISPLIT 12°C
WORK ROOMS
USC
R-449A
- 54 **kide** SPLIT -20°C 0°C
CENTRIFUGAL SPLIT
ESF
A2L R-455A R-454C
- 56 **kide** SPLIT -20°C 0°C
CENTRIFUGAL SPLIT
ESF
R-449A R-452A
- 58 **kide** MAXISPLIT 12°C
WORK ROOMS
ESF
A2L R-455A R-454C
- 60 **kide** MAXISPLIT 12°C
WORK ROOMS
ESF
R-449A
- 62 **kide** SPLIT -20°C 0°C
SILENT SPLIT
ESS
A2L R-455A R-454C
- 64 **kide** SPLIT 12°C
WORK ROOMS
ESS
A2L R-455A R-454C
- 66 **kide** SPLIT -20°C 0°C
SILENT SPLIT
ESS
R-449A
- 68 **kide** SPLIT 12°C
WORK ROOMS
ESS
R-449A

Other




Waterloop System



- 78 **kide** WATERLOOP -20°C 0°C **NEW**
COMPACT CEILING-MOUNTED
EWR
R-290
- 80 **kide** WATERLOOP -20°C 0°C
SILENT SPLIT
ESW
A2L R-455A R-454C
- 82 **kide** WATERLOOP 12°C
WORK ROOMS
ESW
A2L R-455A R-454C
- 84 **kide** WATERLOOP -20°C 0°C
SILENT CONDENSING UNITS
EWC
A2L R-455A R-454C
- 86 **kide** WATERLOOP -20°C 0°C
SILENT CONDENSING UNITS
EWC
R-449A
- 88 **kide** WATERLOOP -20°C 0°C
AIR COOLERS WITH
HYDRAULIC SYSTEM
USI





Industrial equipment



Annex

Condensing units

- 90  
SILENT CONDENSING UNITS ECI
 R-455A R-454C



- 92  
SILENT CONDENSING UNITS ECI
R-449A


- 94   
MULTI-SERVICE CONDENSING UNITS ANTARTIC
 R-455A R-454C



- 96  
MULTI-SERVICE CONDENSING UNITS ANTARTIC
R-449A


- 100 **ANTARTIC WATERLOOP SYSTEM**




- Evaporators**


- 102 
LOW-PROFILE EVAPORATORS
 R-455A R-454C

- 104 
LOW-PROFILE EVAPORATORS
R-449A

- 106 
CUBIC EVAPORATORS
 R-455A R-454C

- 108 
CUBIC EVAPORATORS
R-449A

- 110  
DOUBLE FLOW EVAPORATORS
 R-455A R-454C

- 112 
DOUBLE FLOW EVAPORATORS
R-449A

Compact / Split

- 116 
HIGH TEMPERATURE KPA
 R-455A R-454C
R-449A R-513A

- 118 
MEDIUM TEMPERATURE KPM
 R-455A R-454C
R-449A R-513A

- 120 
MEDIUM TEMPERATURE AND HIGH RELATIVE HUMIDITY KPMH
 R-455A R-454C
R-449A R-513A

- 122 
LOW TEMPERATURE KPB
 R-455A R-454C
R-449A

- 124 
FROZEN FOOD PRESERVATION KPC
R-452A

- 126 
FREEZING TUNNEL KPCTC
 R-455A R-452A R-449A

- 128 
TWO STAGE FREEZING TUNNEL KPDE
R-452A

- 130 
MEDIUM-LOW KPMB
 R-455A R-454C
R-449A

- 132 
LOW-MEDIUM KPBM
 R-455A R-454C
R-449A

Chillers

- 142 **GLYCOL CHILLERS**
 R-455A R-454C 




- 144 **COOLING BATTERIES**
WATER + ETHYLENE GLYCOL OR PROPYLENE GLYCOL



- 164 **ELECTRONIC CONTROL**



- 169 **HEAT RECOVERY**



- 171 **SPLIT UNITS WITH INDEPENDENT ELECTRICAL PANEL**



Drying and curing units



- 146  
COMPACT MINI DRYER EMS
 R-455A R-454C

- 148 
DRIED HAM, SAUSAGE AND CHEESE MINI DRYERS KSP - COMPACT
 R-455A R-454C


- 149 
DRIED HAM, SAUSAGE AND CHEESE MINI DRYERS KSP - SPLIT
 R-455A R-454C R-449A

- 154 
HAM DRYING UNITS KSJ
 R-455A R-454C R-449A R-513A

- 155 
SAUSAGE DRYING UNITS KSC
 R-455A R-454C R-449A R-513A

- 156 
CHEESE DRYING UNITS KSQ
 R-455A R-454C R-449A R-513A

- Thawing units**

- 162 **THAWING UNITS KD**
 R-455A R-454C R-449A



COMMERCIAL EQUIPMENT

COMPACT

- p. 18 **Compact wall-mounted**
EMB · R-290
- p. 20 **Compact wall-mounted**
EMB · A2L
- p. 22 **Maxiblock wall-mounted**
UMB · A2L
- p. 24 **Compact wall mounted centrifugal**
EMC · R-290
- p. 26 **Compact wall mounted centrifugal**
EMC · A2L
- p. 28 **Compact ceiling-mounted**
EMR · R-290
- p. 30 **Compact ceiling-mounted**
EMR · A2L
- p. 32 **Compact ceiling mounted centrifugal**
EMF · R-290
- p. 34 **Compact ceiling mounted centrifugal**
EMF · A2L

COMMERCIAL EQUIPMENT

COMPACT WALL-MOUNTED

EMB



Compact commercial wall-mounted refrigeration units for small volume cold storage rooms in medium and low temperature applications.

GENERAL CHARACTERISTICS

- Pre-charged with refrigerant.
- Hermetic compressor.
- Expansion by thermostatic valve.
- High-pressure control.
- Automatic defrosting by hot gas.
- System for partial evaporation of defrosting water.
- Cable for supply, light and door micro switch (2,5 m).
- Multi-function electronic control integrated in the front panel.
- Watertight light point with energy-saving LED bulb.
- Ceramic filter dryer.
- Probe alert "dirty condenser".
- Isolation panel included.
- Install under roof.
- Air extraction fan.

OPTIONS

Winter Kit	Time control	
Two-unit synchronised defrost system (supplement per unit)	Anti-corrosive treatment for the condenser unit furniture	
Voltage protector	230V/1/60 Hz	NEW
Anti-corrosion treatment on condenser	Availability to operate at high temperature (refrigeration models)	NEW
Anti-corrosion treatment on evaporator coil		

ACCESSORIES

Rotation / failure system for two units	Xw3b monitoring and control system. See page 71
Humidifier external to the equipment and control (cooling)	

ELECTRONIC CONTROLLER

The XW60LH electronic controller, standard on our commercial compact units, is an advanced controller with a small footprint.

- Temperature control with maximum and minimum temperature recordings.
- "Jet Cool" function for rapid cooling.
- Intelligent defrosting.



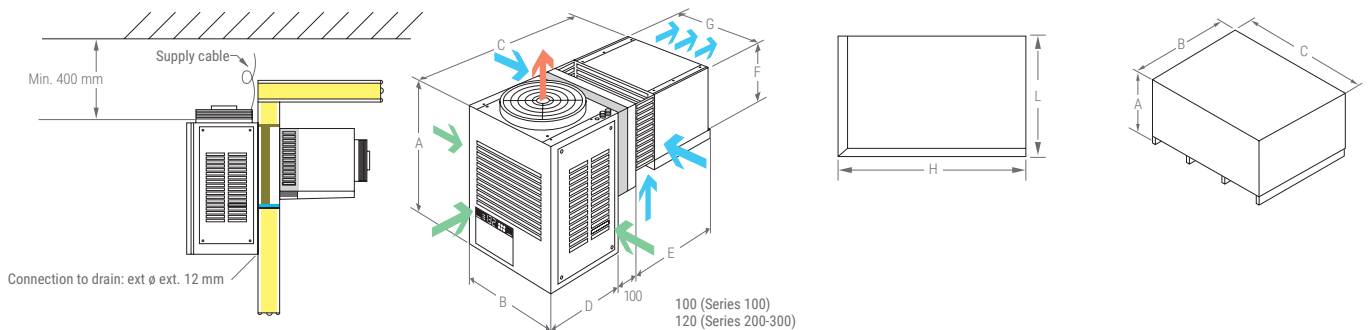
0 °C -5 °C ÷ 10 °C		Refrigeration capacity	°C EXT	°C EXT		Compressor		R-290	Nominal consumption	Max. load current	Flow condens. evapora.	Noise level	Weight
Series	Model					W	m³						
000	EMB0004M1P	635	5	4	230/1/50	1/3	0,25	<0,1	2,7	3,1	685 - 650	34	65
100	EMB1006M1P	1.050	9	7	230/1/50	1/2	0,4	<0,15	2,8	3,7	1.100 - 880	34	65
	EMB1007M1P	1.340	12	9	230/1/50	3/4	0,5	<0,16	3,5	4,7	1.100 - 880	34	65
200	EMB2010M1P	1.825	17	15	230/1/50	1 1/4	0,9	<0,19	6,6	8,2	2.000 - 1.250	34	95
	EMB2015M1P	2.300	27	23	230/1/50	1 1/2	1,1	<0,19	7,4	9,5	2.000 - 1.225	34	95
	EMB2020M1P	2.750	36	28	230/1/50	1 3/4	1,3	<0,3	8,9	11,5	2.000 - 1.225	34	95

i If the equipment is to operate in a working range between 0 and -5 °C, please consult the technical office.

-20 °C -25 °C ÷ -15 °C		Refrigeration capacity	°C EXT	°C EXT		Compressor		R-290	Nominal consumption	Max. load current	Flow condens. evapora.	Noise level	Weight
Series	Model					W	m³						
000	EMB0004L1P	440	3	2	230/1/50	1/2	0,4	<0,1	2,5	3,3	700 - 675	34	65
100	EMB1010L1P	660	4	3	230/1/50	3/4	0,5	<0,15	3,0	3,9	1.100 - 880	34	65
	EMB1015L1P	920	6	5	230/1/50	1 1/4	0,9	<0,15	4,4	6,1	1.100 - 880	34	65
200	EMB2015L1P	1.280	11	8	230/1/50	1 1/2	1,1	<0,15	5,8	8,0	2.000 - 1.250	34	95
	EMB2020L1P	1.400	15	10	230/1/50	1 3/4	1,3	<0,3	6,2	8,6	2.000 - 1.250	34	95

DIMENSIONS

Unit								Cut		Unit + EMB. / PACK.			
Series	A	B	C	D	E	F	G	H	L	A	B	C	kg
000	590	426	734	307	327	290	350	373	330	876	505	965	80
100	730	460	915	360	455	355	390	415	400	876	505	965	80
200	800	690	1.000	410	470	355	620	640	460	1.126	740	1.070	110



kide BLOCK

-20°C

0°C

R-455A
R-454C

A2L

COMMERCIAL EQUIPMENT

COMPACT WALL-MOUNTED

EMB



Compact commercial wall-mounted refrigeration units for small volume cold storage rooms in medium and low temperature applications.

GENERAL CHARACTERISTICS

- Pre-charged with refrigerant.
- Hermetic compressor.
- Expansion by thermostatic valve.
- High and low-pressure control.
- Automatic defrosting by hot gas.
- System for partial evaporation of defrosting water.
- Cable for supply, light and door micro switch (2,5 m).
- Multi-function electronic control integrated in the front panel.
- Watertight light point with energy-saving LED bulb.
- Condensation control by pressure switch.
- Ceramic filter dryer.
- Probe alert "dirty condenser".
- Isolation panel included.
- Install under roof.
- Watertight electrical panel.
- Air extraction fan.

OPTIONS

Refrigerant R-454C

Winter Kit

Two-unit synchronised defrost system (supplement per unit)

Voltage protector

Anti-corrosion treatment on condenser

Anti-corrosion treatment on evaporator coil

Time control

Anti-corrosive treatment for the condenser unit furniture

ACCESSORIES

Rotation / failure system for two units

Humidifier external to the equipment and control (cooling)

Xw2b monitoring and control system. See page 71

ELECTRONIC CONTROLLER

The XW60LH electronic controller, standard on our commercial compact units, is an advanced controller with a small footprint.

- Temperature control with maximum and minimum temperature recordings.
- "Jet Cool" function for rapid cooling.
- Intelligent defrosting.



All compact units in the commercial range using A2L refrigerants (R-455A and R-454C) are excluded* from the scope of the Regulation on Safety for Refrigeration Installations (RSIF).

* The exclusion of these units does not mean that the entire installation is exempt from the application of this REGULATION regarding design, safety conditions, and communication with the administration.

0 °C -5 °C ÷ 10 °C		Refrigeration capacity W	°C EXT m³	°C EXT m³	⚡	Compressor		R-455A *	Nominal consumption A	Max. load current A	Flow condens. evapora. m³/h	Noise level dBA	Weight kg
Series	Model					HP	kW						
100	EMB1006M1G	1.145	9	7	230/1/50	3/4	0,5	<1	4,8	7,0	1.100 - 880	34	75
	EMB1007M1G	1.475	12	9	230/1/50	1	0,7	<1	5,3	8,2	1.100 - 880	34	75
200	EMB2010M1G	1.750	16	14	230/1/50	1 1/4	0,9	<1,4	8,2	10,2	1.920 - 1.760	40	95
	EMB2015M5G	2.000	20	17	400/3/50	1 1/2	1,1	<1,4	3,3	4,0	1.920 - 1.760	42	95
300	EMB3017M5G	2.510	30	25	400/3/50	1 3/4	1,3	<1,6	3,6	4,7	1.920 - 1.920	43	100
	EMB3020M5G	3.100	40	32	400/3/50	2	1,5	<1,6	4,3	5,7	1.920 - 1.920	45	100

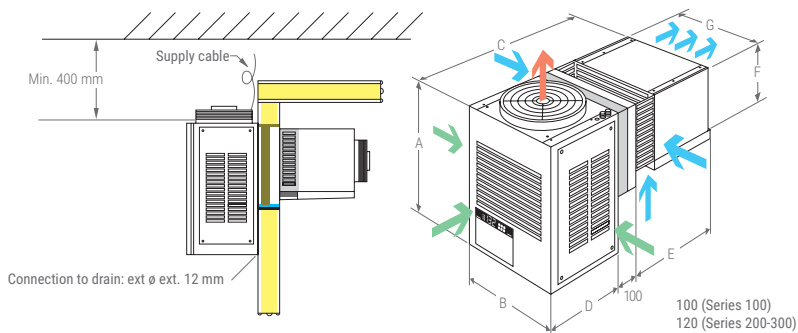
i If the equipment is to operate in a working range between 0 and -5 °C, please consult the technical office.

-20 °C -25 °C ÷ -15 °C		Refrigeration capacity W	°C EXT m³	°C EXT m³	⚡	Compressor		R-455A *	Nominal consumption A	Max. load current A	Flow condens. evapora. m³/h	Noise level dBA	Weight kg
Series	Model					HP	kW						
100	EMB1010L1G	850	5	4	230/1/50	3/4	0,5	<1	3,3	6,4	1.100 - 880	34	74
	EMB1015L1G	1.100	8	5	230/1/50	1 1/4	0,9	<1	5,2	8,1	1.100 - 880	35	70
200	EMB2015L1G	1.350	15	10	230/1/50	1 3/4	1,3	<1,5	6,5	9,9	1.920 - 1.760	40	106
300	EMB3017L5G	1.500	21	14	400/3/50	2	1,5	<2	3,1	3,9	1.920 - 1.920	44	105
	EMB3020L5G	2.000	25	18	400/3/50	2 1/2	1,8	<2	4,7	6,7	1.920 - 1.920	45	105

* Available in R-454C refrigerant.

DIMENSIONS

Unit								Cut		Unit + EMB. / PACK.			
Series	A	B	C	D	E	F	G	H	L	A	B	C	kg
100	730	460	915	360	455	355	390	415	400	876	505	965	80
200	800	690	1.000	410	470	355	620	640	410	1.126	740	1.070	110
300	800	740	1.050	410	520	420	670	690	475	966	780	1.105	120



COMMERCIAL EQUIPMENT

MAXIBLOCK WALL-MOUNTED

UMB

Maxiblock compact refrigeration units for medium volume cold storage rooms in medium and low temperature applications.



GENERAL CHARACTERISTICS

- Pre-charged with nitrogen.
- Reciprocating hermetic or semi-hermetic compressor depending on the model.
- Expansion by thermostatic valve.
- Liquid receiver with safety valve.
- Ceramic filter dryer.
- Isolation panel included.
- Sight glass in the condensing unit.
- High and low-pressure control.
- Automatic defrosting by hot gas.
- Remote multifunctional electronic control.
- Condensation control by pressure switch.
- Probe alert "dirty condenser".
- Voltage protector.
- Magnetohermic protection.
- Watertight electrical panel.
- Maneuver for air extraction in case of refrigerant in the environment.
- Low refrigerant charge. Microchannel condensing coil (except series 500).

OPTIONS

- Refrigerant R-454C
- Refrigerant charged
- Winter Kit
- Two-unit synchronised defrost system (supplement per unit)
- Anti-corrosion treatment on condenser

- Anti-corrosion treatment on evaporator coil
- Time control
- Semi-hermetic compressor for models with a hermetic compressor
- Special wooden packaging for container shipment (series 700 and 800)

ACCESSORIES

- Rotation / failure system for two units
- Humidifier external to the equipment and control (cooling)

Xwzb monitoring and control system. See page 71

ELECTRONIC CONTROLLER

KIDE units incorporate the advanced XW60K-2DI electronic controller as standard.

- Temperature control with maximum and minimum temperature recordings.
- "Jet Cool" function for rapid cooling
- Intelligent defrost.



0 °C -5 °C ÷ 10 °C		Refrigeration capacity	°C EXT	°C EXT		Compressor		R-455A *	Nominal consumption	Max. load current	Flow condens. evapora.	Noise level	Weight
Series	Model					W	m³						
500	UMB5035M5G	6.010	108	85	400/3/50	3 1/2	2,6	NITROGEN	8,1	9,5	5.580 - 7.030	47	198
600	UMB6040M5G	7.150	130	100	400/3/50	4	3		8,7	10,4	6.300 - 5.600	48	250
	UMB6050M5G	8.010	170	140	400/3/50	5	3,7		9,1	11,7	5.200 - 5.600	49	260
700	UMB7065M5G	10.740	210	185	400/3/50	6 1/2	4,8		13,8	16,4	11.160 - 5.360	50	325
	UMB7070M5G	12.370	290	230	400/3/50	7	5,2		14,8	18	7.500 - 5.360	52	355
800	UMB8100M5G	16.960	380	315	400/3/50	10	7,5		23,4	26,5	9.600 - 11.500	53	400
	UMB8130M5G	20.800	480	400	400/3/50	13	9,7		26,8	33,6	9.600 - 11.500	53	430
	UMB8150M5G	25.900	590	530	400/3/50	15	11,2		30,3	36,1	13.500 - 10.400	58	480
	UMB8220M5G	30.900	800	620	400/3/50	22	16,4		31,7	37,8	13.500 - 15.000	60	640

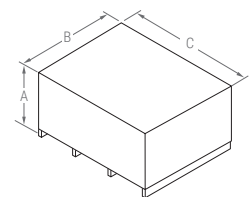
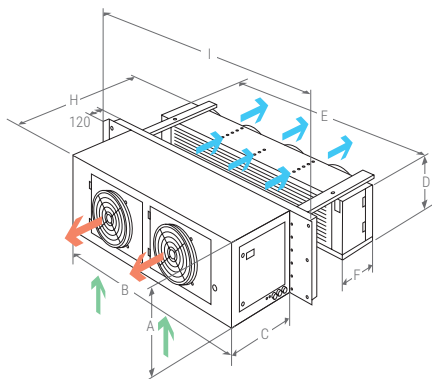
i If the equipment is to operate in a working range between 0 and -5 °C, please consult the technical office.

-20 °C -25 °C ÷ -15 °C		Refrigeration capacity	°C EXT	°C EXT		Compressor		R-455A *	Nominal consumption	Max. load current	Flow condens. evapora.	Noise level	Weight
Series	Model					W	m³						
500	UMB5050L5G	4.325	76	56	400/3/50	5	3,7	NITROGEN	10,4	15,3	3.200 - 3.200	51	205
600	UMB6060L5G	5.300	111	77	400/3/50	6	4,7		12,7	19,1	5.200 - 5.600	51	260
	UMB6075L5G	6.800	130	105	400/3/50	7 1/2	6,2		16,8	23,9	5.200 - 5.600	52	270
700	NEW UMB7100L5G	7.900	200	150	400/3/50	10	7,4		16,9	25,5	5.600 - 5.400	52	345
	UMB7130L5G	10.200	340	200	400/3/50	13	6,4		19,2	34,3	5.600 - 5.400	55	360
800	UMB8150L5G	15.450	420	340	400/3/50	15	9		24,9	40,6	9.600 - 11.300	53	620
	UMB8200L5G	17.400	510	420	400/3/50	20	11,95		28,1	44,9	13.500 - 11.300	55	640
	UMB8250L5G	21.100	620	510	400/3/50	25	15,15		35,1	56,3	13.500 - 15.000	55	640

* Available in R-454C refrigerant.

DIMENSIONS

Unit									Cut		Unit + EMB. / PACK.			
Series	A	B	C	D	E	F	H	I	J	K	A	B	C	kg
500	770	1.002	590	440	1.145	390	1.425	1.372	1.214	699	1.120	1.675	2.155	240
600	770	1.180	590	565	1.565	400	1.465	1.815	1.680	674	1.120	1.675	2.155	290
700	815	1.570	650	565	1.565	400	1.696	2.065	1.914	727	1.120	1.675	2.155	380
800	945	2.050	790	675	1.965	450	1.800	2.240	2.060	925	1.500	2.200	2.318	440





-20°C 0°C

R-290

COMMERCIAL EQUIPMENT

COMPACT WALL MOUNTED CENTRIFUGAL EMC



Compact commercial wall-mounted refrigeration units for small volume cold storage rooms, with centrifugal fan, for use in medium and low temperature applications.

GENERAL CHARACTERISTICS

- Pre-charged with refrigerant.
- Hermetic compressor.
- Expansion by thermostatic valve.
- High-pressure control.
- Automatic defrosting by hot gas.
- System for partial evaporation of defrosting water.
- Cable for supply, light and door micro switch (2,5 m).
- Multi-function electronic control integrated in the front panel.
- Watertight light point with energy-saving LED bulb.
- Ceramic filter dryer.
- Probe alert "dirty condenser".
- Isolation panel included.
- Install under roof.
- Centrifugal fan in condenser (max. driving distance 10 m).
- Air extraction fan.

OPTIONS

Winter Kit	Anti-corrosion treatment on evaporator coil
Two-unit synchronised defrost system (supplement per unit)	Time control
Voltage protector	Anti-corrosive treatment for the condenser unit furniture
Anti-corrosion treatment on condenser	230V/I/60 Hz NEW
	Availability to operate at high temperature (refrigeration models) NEW

ACCESSORIES

Rotation / failure system for two units	Exhaust air duct
Humidifier external to the equipment and control (cooling)	Xwzb monitoring and control system. See page 71

ELECTRONIC CONTROLLER

The XW60LH electronic controller, standard on our commercial compact units, is an advanced controller with a small footprint.

- Temperature control with maximum and minimum temperature recordings.
- "Jet Cool" function for rapid cooling.
- Intelligent defrosting.



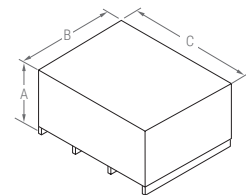
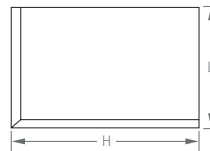
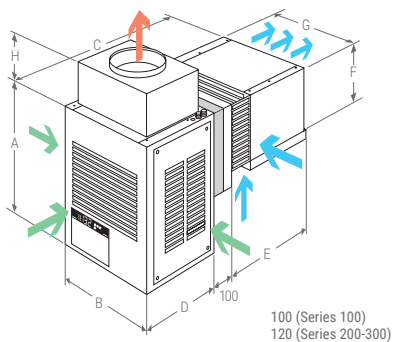
0 °C -5 °C ÷ 10 °C		Refrigeration capacity	°C EXT	°C EXT	⚡	Compressor		R-290	Nominal consumption	Max. load current	Flow condens. evapora.	Noise level	Weight
Series	Model					W	m³						
000	EMC0004M1P	635	5	4	230/1/50	1/3	0,25	<0,1	3,0	3,5	685 - 650	34	65
100	EMC1006M1P	1.050	9	7	230/1/50	1/2	0,4	<0,15	3,1	4,0	1.100 - 880	34	65
	EMC1007M1P	1.340	12	9	230/1/50	3/4	0,5	<0,16	4,5	5,8	1.100 - 880	34	65
200	EMC2010M1P	1.825	17	15	230/1/50	1 1/4	0,9	<0,19	7,2	8,7	2.000 - 1.250	34	95
	EMC2015M1P	2.300	27	23	230/1/50	1 1/2	1,1	<0,19	7,8	10,0	2.000 - 1.225	34	95
	EMC2020M1P	2.750	36	28	230/1/50	1 3/4	1 1/3	<0,3	9,4	12,1	2.000 - 1.225	34	95

i If the equipment is to operate in a working range between 0 and -5 °C, please consult the technical office.

-20 °C -25 °C ÷ -15 °C		Refrigeration capacity	°C EXT	°C EXT	⚡	Compressor		R-290	Nominal consumption	Max. load current	Flow condens. evapora.	Noise level	Weight
Series	Model					W	m³						
000	EMC0004L1P	440	3	2	230/1/50	1/2	0,4	<0,1	2,9	3,6	700 - 675	34	65
100	EMC1010L1P	660	4	3	230/1/50	3/4	0,5	<0,15	3,3	4,2	1.100 - 880	34	65
	EMC1015L1P	920	6	5	230/1/50	1 1/4	0,9	<0,15	4,8	6,4	1.100 - 880	34	65
200	EMC2015L1P	1.280	11	8	230/1/50	1 1/2	1,1	<0,15	6,3	7,8	2.000 - 1.250	34	95
	EMC2020L1P	1.400	15	10	230/1/50	1 3/4	1,3	<0,3	6,7	9,1	2.000 - 1.250	34	95

DIMENSIONS

Unit									Cut		Unit + EMB. / PACK.			
Series	A	B	C	D	E	F	G	H	H	L	A	B	C	kg
000	590	426	734	307	327	290	350	180	373	330	876	505	965	80
100	655	460	910	360	450	355	390	200	415	400	1.205	505	965	80
200	705	690	1.000	410	470	355	620	200	640	460	1.476	740	1.070	110





-20°C 0°C

R-455A
R-454C



COMMERCIAL EQUIPMENT

COMPACT WALL MOUNTED CENTRIFUGAL EMC



Compact commercial wall-mounted refrigeration units for small volume cold storage rooms, with centrifugal fan, for use in medium and low temperature applications.

GENERAL CHARACTERISTICS

- Pre-charged with refrigerant.
- Hermetic compressor.
- Expansion by thermostatic valve.
- High and low-pressure control.
- Automatic defrosting by hot gas.
- System for partial evaporation of defrosting water.
- Centrifuge fan in the condenser (Max. length 10m, min. diameter 250 mm Series 100 and 315 mm Series 200-300).
- Cable for supply, light and door micro switch (2,5 m).
- Integrated multifunctional electronic control.
- Watertight light point with energy-saving LED bulb.
- Condensation control by pressure switch.
- Ceramic filter dryer.
- Probe alert "dirty condenser".
- Isolation panel included.
- Indoor use.
- Watertight electrical panel.
- Air extraction fan.

OPTIONS

Refrigerant R-454C

Winter Kit

Two-unit synchronised defrost system (supplement per unit)

Voltage protector

Anti-corrosion treatment on condenser

Anti-corrosion treatment on evaporator coil

Time control

Anti-corrosive treatment for the condenser unit furniture

ACCESSORIES

Rotation / failure system for two units

Humidifier external to the equipment and control (cooling)

Exhaust air duct

Xwzb monitoring and control system. See page 71

ELECTRONIC CONTROLLER

The XW60LH electronic controller, standard on our commercial compact units, is an advanced controller with a small footprint.

- Temperature control with maximum and minimum temperature recordings.
- "Jet Cool" function for rapid cooling.
- Intelligent defrosting.



All compact units in the commercial range using A2L refrigerants (R-455A and R-454C) are excluded* from the scope of the Regulation on Safety for Refrigeration Installations (RSIF).

* The exclusion of these units does not mean that the entire installation is exempt from the application of this REGULATION regarding design, safety conditions, and communication with the administration.

0 °C -5 °C ÷ +10 °C		Refrigeration capacity W	°C EXT m³	°C EXT m³	⚡	Compressor		R-455A *	Nominal consumption A	Max. load current A	Flow condens. evapora. m³/h	Noise level dBA	Weight kg
Series	Model					HP	kW						
100	EMC1006M1G	1.145	9	7	230/1/50	3/4	0,5	<1	5,2	7,3	1.030 - 880	34	77
	EMC1007M1G	1.475	12	9	230/1/50	1	0,7	<1	5,6	8,6	1.030 - 880	34	77
200	EMC2010M1G	1.750	16	14	230/1/50	1 1/4	0,9	<1,4	8,9	10,8	1.370 - 1.760	40	98
	EMC2015M5G	2.000	20	17	400/3/50	1 1/2	1,1	<1,4	3,9	4,6	1.370 - 1.760	40	98
300	EMC3017M5G	2.510	30	25	400/3/50	1 3/4	1,3	<1,6	4,3	5,4	1.370 - 1.920	43	103
	EMC3020M5G	3.100	40	32	400/3/50	2	1,5	<1,6	5,0	6,4	1.370 - 1.920	45	103

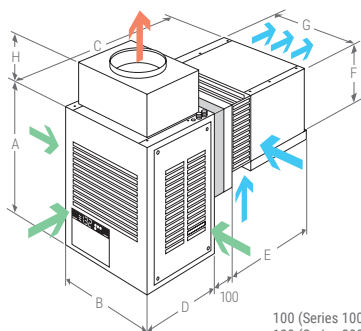
i If the equipment is to operate in a working range between 0 and -5 °C, please consult the technical office.

-20 °C -25 °C ÷ -15 °C		Refrigeration capacity W	°C EXT m³	°C EXT m³	⚡	Compressor		R-455A *	Nominal consumption A	Max. load current A	Flow condens. evapora. m³/h	Noise level dBA	Weight kg
Series	Model					HP	kW						
100	EMC1010L1G	850	5	4	230/1/50	3/4	0,5	<1	3,6	6,8	1.030 - 880	34	76
	EMC1015L1G	1.100	8	5	230/1/50	1 1/4	0,9	<1	5,6	8,5	1.030 - 880	35	72
200	EMC2015L1G	1.350	15	10	230/1/50	1 3/4	1,3	<1,5	7,1	10,5	1.370 - 1.760	40	109
300	EMC3017L5G	1.500	21	14	400/3/50	2	1,5	<2	3,8	4,6	1.370 - 1.920	44	108
	EMC3020L5G	2.000	25	18	400/3/50	2 1/2	1,8	<2	5,4	7,4	1.370 - 1.920	45	108

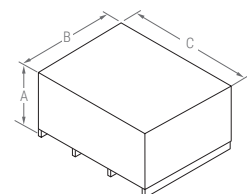
* Available in R-454C refrigerant.

DIMENSIONS

Unit									Cut		Unit + EMB. / PACK.			
Series	A	B	C	D	E	F	G	H	J	K	A	B	C	kg
100	655	460	910	360	450	355	390	200	415	400	1.205	505	965	80
200	705	690	1.000	410	470	355	620	200	640	410	1.476	740	1.070	110
300	705	735	1.050	410	520	420	670	200	690	475	1.126	780	1.105	120



100 (Series 100)
120 (Series 200-300)



COMMERCIAL EQUIPMENT

COMPACT CEILING-MOUNTED

EMR



Compact commercial ceiling-mounted refrigeration units for small volume cold storage rooms for use in medium and low temperature applications.



GENERAL CHARACTERISTICS

- High pressure switch.
- Pre-charged with refrigerant.
- Hermetic compressor.
- Expansion by thermostatic valve.
- High-pressure control.
- Automatic defrosting by hot gas.
- System for partial evaporation of defrosting water.
- Cable for supply, light and door micro switch (2,5 m).
- Remote multifunctional electronic control (5 m).
- Watertight light point with energy-saving LED bulb.
- Filter dryer.
- Evaporator located in a totally hermetic and insulated enclosure.
- High performance optimized air flow in the evaporator.
- Install under roof.
- Probe alert "dirty condenser".
- Air extraction fan.

OPTIONS

Winter Kit	Time control	
Two-unit synchronised defrost system (supplement per unit)	Anti-corrosive treatment for the condenser unit furniture	
Voltage protector	230V/I/60 Hz	NEW
Anti-corrosion treatment on condenser	Availability to operate at high temperature (refrigeration models)	NEW
Anti-corrosion treatment on evaporator coil		

ACCESSORIES

Rotation / failure system for two units	Xwzb monitoring and control system. See page 71
Humidifier external to the equipment and control (cooling)	

ELECTRONIC CONTROLLER

- KIDE units incorporate the advanced XW60K-2DI electronic controller as standard.
- Temperature control with maximum and minimum temperature recordings.
 - "Jet Cool" function for rapid cooling
 - Intelligent defrost.



0 °C -5 °C ÷ 10 °C		Refrigeration capacity	°C EXT	°C EXT		Compressor		R-290	Nominal consumption	Max. load current	Flow condens. evapora.	Noise level	Weight
Series	Model					W	m³						
000	EMR0004M1P	635	5	4	230/1/50	1/3	0,25	<0,1	2,7	3,1	685 - 650	34	65
100	EMR1006M1P	1.050	9	7	230/1/50	1/2	0,4	<0,15	2,7	3,6	1.100 - 880	34	65
	EMR1007M1P	1.340	12	9	230/1/50	3/4	0,5	<0,16	3,5	4,7	1.100 - 880	34	65
200	EMR2010M1P	1.825	17	15	230/1/50	1 1/4	0,9	<0,15	6,5	8,0	2.000 - 1.250	34	95
	EMR2015M1P	2.300	27	23	230/1/50	1 1/2	1,1	<0,2	7,2	9,4	2.000 - 1.225	34	95
	EMR2020M1P	2.750	36	28	230/1/50	1 3/4	1,3	<0,3	9,1	11,7	2.000 - 1.225	34	95

i If the equipment is to operate in a working range between 0 and -5 °C, please consult the technical office.

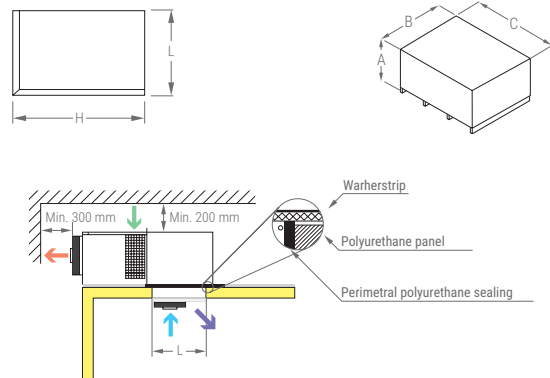
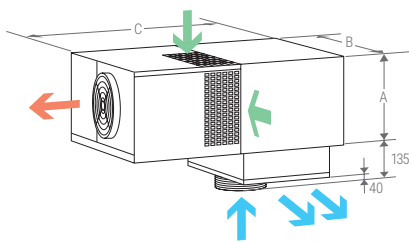
-20 °C -25 °C ÷ 15 °C		Refrigeration capacity	°C EXT	°C EXT		Compressor		R-290	Nominal consumption	Max. load current	Flow condens. evapora.	Noise level	Weight
Series	Model					W	m³						
000	EMR0004L1P	440	3	2	230/1/50	1/2	0,4	<0,1	2,5	3,3	700 - 675	34	65
100	EMR1010L1P	660	4	3	230/1/50	3/4	0,5	<0,15	2,9	3,8	1.100 - 880	34	65
	EMR1015L1P	920	6	5	230/1/50	1 1/4	0,9	<0,15	4,4	6,0	1.100 - 880	34	65
200	EMR2015L1P	1.280	11	8	230/1/50	1 1/2	1,1	<0,15	5,7	7,2	2.000 - 1.250	34	95
	EMR2020L1P	1.400	15	10	230/1/50	1 3/4	1,3	<0,3	6,3	8,7	2.000 - 1.250	34	95
300	EMR3215L1P	1.840	18	16	230/1/50	(2) 1 1/4	(2) 0,9	<2 x 0,165	10,8	16,6	2.270 - 3.300	45	125
	EMR3225L1P	2.560	34	26	230/1/50	(2) 1 1/2	(2) 1,1	<2 x 0,165	12,4	19,3	2.270 - 3.300	45	125

DIMENSIONS

Unit			
Series	A	B	C
000	400	570	915
100	400	695	1.050
200	500	950	1.172
300	500	950	1.210

Cut	
H	L
490	405
615	405
865	405
865	405

Unit + EMB. / PACK.			
A	B	C	kg
1.136	1.000	1.350	80
1.136	1.000	1.350	80
1.136	1.000	1.350	170
1.136	1.000	1.350	170





R-455A
R-454C



COMMERCIAL EQUIPMENT

COMPACT CEILING-MOUNTED

EMR



Compact commercial ceiling-mounted refrigeration units for small volume cold storage rooms for use in medium and low temperature applications.



GENERAL CHARACTERISTICS

- Pre-charged with refrigerant.
- Hermetic compressor.
- Expansion by thermostatic valve.
- High and low-pressure control.
- Automatic defrosting by hot gas.
- Automatic evaporation of defrosting water.
- Cable for supply, light and door micro switch (2,5 m).
- Remote multifunctional electronic control (5 m).
- Watertight light point with energy-saving LED bulb.
- Condensation control by pressure switch.
- Ceramic filter dryer.
- Probe alert "dirty condenser".
- Evaporator located in a totally hermetic and insulated enclosure.
- High performance optimized air flow in the evaporator.
- Install under roof.
- Watertight electrical panel.
- Air extraction fan.

OPTIONS

Refrigerant R-454C

Winter Kit

Two-unit synchronised defrost system (supplement per unit)

Voltage protector

Anti-corrosion treatment on condenser

Anti-corrosion treatment on evaporator coil

Time control

Anti-corrosive treatment for the condenser unit furniture

ACCESSORIES

Rotation / failure system for two units

Humidifier external to the equipment and control (cooling)

Xw3b monitoring and control system. See page 71

ELECTRONIC CONTROLLER

KIDE units incorporate the advanced XW60K-2DI electronic controller as standard.

- Temperature control with maximum and minimum temperature recordings.
- "Jet Cool" function for rapid cooling
- Intelligent defrost.



All compact units in the commercial range using A2L refrigerants (R-455A and R-454C) are excluded* from the scope of the Regulation on Safety for Refrigeration Installations (RSIF).

* The exclusion of these units does not mean that the entire installation is exempt from the application of this REGULATION regarding design, safety conditions, and communication with the administration.

0 °C -5 °C ÷ 10 °C		Refrigeration capacity W	°C EXT m³	°C EXT m³	⚡	Compressor		R-455A* kg	Nominal consumption A	Max. load current A	Flow condens. evapora. m³/h	Noise level dBA	Weight kg
Series	Model					HP	kW						
100	EMR1006M1G	1.145	9	7	230/1/50	3/4	0,5	<1	4,8	7,0	1.100 - 1.100	34	80
	EMR1007M1G	1.475	12	9	230/1/50	1	0,7	<1	5,3	8,2	1.100 - 1.100	34	80
200	EMR2010M1G	1.750	16	14	230/1/50	1 1/4	0,9	<1,5	8,2	10,2	1.920 - 2.200	40	110
	EMR2015M5G	2.000	20	17	400/3/50	1 1/2	1,1	<1,5	3,3	4,0	1.920 - 2.200	42	115
300	EMR3017M5G	2.510	30	25	400/3/50	1 3/4	1,3	<1,8	4,1	5,2	2.270 - 3.300	43	138
	EMR3020M5G	3.100	40	32	400/3/50	2	1,5	<1,8	4,8	6,2	2.270 - 3.300	45	140

i If the equipment is to operate in a working range between 0 and -5 °C, please consult the technical office.

-20 °C -25 °C ÷ -15 °C		Refrigeration capacity W	°C EXT m³	°C EXT m³	⚡	Compressor		R-455A* kg	Nominal consumption A	Max. load current A	Flow condens. evapora. m³/h	Noise level dBA	Weight kg
Series	Model					HP	kW						
100	EMR1010L1G	850	5	4	230/1/50	3/4	0,5	<1	3,3	6,4	1.100 - 1.100	34	74
	EMR1015L1G	1.100	8	5	230/1/50	1 1/4	0,9	<1	5,2	8,1	1.100 - 1.100	35	74
200	EMR2015L1G	1.350	15	10	230/1/50	1 3/4	1,3	<1,5	6,5	9,9	1.920 - 2.200	40	115
300	EMR3017L5G	1.500	21	14	400/3/50	2	1,5	<1,8	3,6	4,4	2.270 - 3.300	44	138
	EMR3020L5G	2.000	25	18	400/3/50	2 1/2	1,8	<1,8	5,2	7,2	2.270 - 3.300	45	140

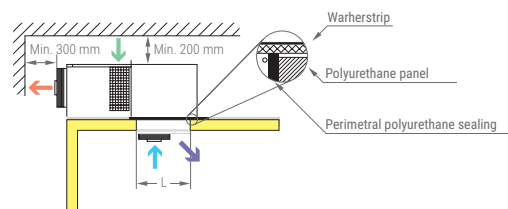
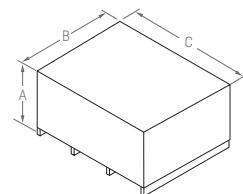
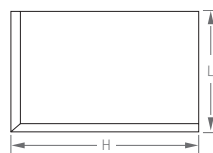
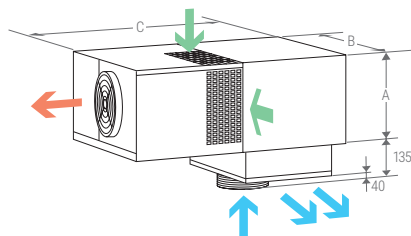
* Available in R-454C refrigerant.

DIMENSIONS

Unit			
Series	A	B	C
100	400	695	1.050
200	500	950	1.172
300	500	950	1.210

Cut	
H	L
615	405
865	405
865	405

Unit + EMB. / PACK.			
A	B	C	kg
966	640	985	95
1.136	1.000	1.350	145
1.136	1.000	1.350	170



COMMERCIAL EQUIPMENT

**COMPACT
CEILING MOUNTED
CENTRIFUGAL
EMF**



Compact commercial ceiling-mounted refrigeration units for small volume cold storage rooms, with centrifugal fan, for use in medium and low temperature applications.

GENERAL CHARACTERISTICS

- Pre-charged with refrigerant.
- Hermetic compressor.
- Expansion by thermostatic valve.
- High pressure control.
- Automatic defrosting by hot gas.
- Automatic evaporation of defrosting water.
- Centrifuge fan in the condenser (Max. length 10 m, min. diameter 250 mm Series 100 and 315 mm Series 200 - 300).
- Cable for supply, light and door micro switch (2,5 m).
- Remote multifunctional electronic control (5 m).
- Watertight light point with energy-saving LED bulb.
- Ceramic filter dryer.
- Probe alert "dirty condenser".
- Evaporator located in a totally hermetic and insulated enclosure.
- High performance optimized air flow in the evaporator.
- Indoor use.
- Air extraction fan.

OPTIONS

Winter Kit	Time control	
Two-unit synchronised defrost system (supplement per unit)	Anti-corrosive treatment for the condenser unit furniture	
Voltage protector	230V/I/60 Hz	NEW
Anti-corrosion treatment on condenser	Availability to operate at high temperature (refrigeration models)	NEW
Anti-corrosion treatment on evaporator coil		

ACCESSORIES

Rotation / failure system for two units	Exhaust air duct
Humidifier external to the equipment and control (cooling)	Xwzb monitoring and control system. See page 71

ELECTRONIC CONTROLLER

- KIDE units incorporate the advanced XW60K-2DI electronic controller as standard.
- Temperature control with maximum and minimum temperature recordings.
 - "Jet Cool" function for rapid cooling
 - Intelligent defrost.



0 °C -5 °C ÷ 10 °C		Refrigeration capacity	°C EXT	°C EXT		Compressor		R-290	Nominal consumption	Max. load current	Flow condens. evapora.	Noise level	Weight
Series	Model					W	m³						
000	EMF0004M1P	635	5	4	230/1/50	1/3	0,25	<0,1	3,0	3,5	685 - 650	34	65
100	EMF1006M1P	1.050	9	7	230/1/50	1/2	0,4	<0,15	3,1	4,0	1.100 - 880	34	65
	EMF1007M1P	1.340	12	9	230/1/50	3/4	0,5	<0,16	3,9	5,0	1.100 - 880	34	65
200	EMF2010M1P	1.825	17	15	230/1/50	1 1/4	0,9	<0,15	7,2	8,7	2.000 - 1.250	34	95
	EMF2015M1P	2.300	27	23	230/1/50	1 1/2	1,1	<0,2	7,8	10,0	2.000 - 1.225	34	95
	EMF2020M1P	2.750	36	28	230/1/50	1 3/4	1,3	<0,3	9,7	12,3	2.000 - 1.225	34	95

i If the equipment is to operate in a working range between 0 and -5 °C, please consult the technical office.

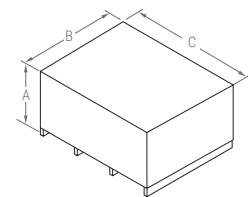
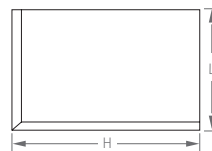
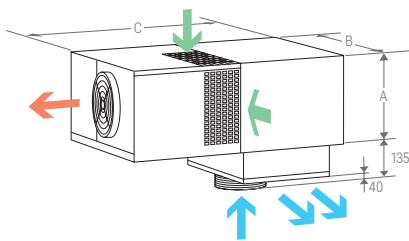
-20 °C -25 °C ÷ 15 °C		Refrigeration capacity	°C EXT	°C EXT		Compressor		R-290	Nominal consumption	Max. load current	Flow condens. evapora.	Noise level	Weight
Series	Model					W	m³						
000	EMF0004L1P	440	3	2	230/1/50	1/2	0,4	<0,1	2,9	3,6	700 - 675	34	65
100	EMF1010L1P	660	4	3	230/1/50	3/4	0,5	<0,15	3,3	4,2	1.100 - 880	34	65
	EMF1015L1P	920	6	5	230/1/50	1 1/4	0,9	<0,15	4,8	6,4	1.100 - 880	34	65
200	EMF2015L1P	1.280	11	8	230/1/50	1 1/2	1,1	<0,15	6,3	7,8	2.000 - 1.250	34	95
	EMF2020L1P	1.400	15	10	230/1/50	1 3/4	1,3	<0,3	7,0	9,3	2.000 - 1.250	34	95
300	NEW EMF3215L1P	1840	18	16	230/1/50	(2) 1 1/4	(2) 0,9	<0,2	10,8	16,6	2.250 - 3.300	55	130
	NEW EMF3225L1P	2560	34	26	230/1/50	(2) 1 1/2	(2) 1,1	<0,2	12,4	19,3	2.250 - 3.300	55	130

DIMENSIONS

Unit			
Series	A	B	C
000	400	570	915
100	400	695	1.050
200	500	950	1.172
300	500	950	1.210

Cut	
H	L
490	405
615	405
865	405
865	405

Unit + EMB. / PACK.			
A	B	C	kg
1.136	1.000	1.350	80
1.136	1.000	1.350	80
1.136	1.000	1.350	170
1.136	1.000	1.350	170





-20°C 0°C

R-455A
R-454C



COMMERCIAL EQUIPMENT

COMPACT CEILING MOUNTED CENTRIFUGAL EMF



Compact commercial ceiling-mounted refrigeration units for small volume cold storage rooms, with centrifugal fan, for use in medium and low temperature applications.

GENERAL CHARACTERISTICS

- Pre-charged with refrigerant.
- Hermetic compressor.
- Expansion by thermostatic valve.
- High and low-pressure control.
- Automatic defrosting by hot gas.
- Automatic evaporation of defrosting water.
- Cable for supply, light and door micro switch (2,5 m).
- Centrifuge fan in the condenser (Max. length 10 m, min. diameter 250 mm Series 100 and 315 mm Series 200 - 300).
- Remote multifunctional electronic control (5 m).
- Watertight light point with energy-saving LED bulb.
- Condensation control by pressure switch.
- Ceramic filter dryer.
- Probe alert "dirty condenser".
- Evaporator located in a totally hermetic and insulated enclosure.
- High performance optimized air flow in the evaporator.
- Indoor use.
- Watertight electrical panel.
- Air extraction fan.

OPTIONS

Refrigerant R-454C	Anti-corrosion treatment on condenser
Winter Kit	Anti-corrosion treatment on evaporator coil
Two-unit synchronised defrost system (supplement per unit)	Time control
Voltage protector	Anti-corrosive treatment for the condenser unit furniture

ACCESSORIES

Rotation / failure system for two units	Exhaust air duct
Humidifier external to the equipment and control (cooling)	Xwzb monitoring and control system. See page 71

ELECTRONIC CONTROLLER

KIDE units incorporate the advanced XW60K-2DI electronic controller as standard.

- Temperature control with maximum and minimum temperature recordings.
- "Jet Cool" function for rapid cooling
- Intelligent defrost.



All compact units in the commercial range using A2L refrigerants (R-455A and R-454C) are excluded* from the scope of the Regulation on Safety for Refrigeration Installations (RSIF).

* The exclusion of these units does not mean that the entire installation is exempt from the application of this REGULATION regarding design, safety conditions, and communication with the administration.

0 °C -5 °C ÷ 10 °C		Refrigeration capacity	°C EXT	°C EXT	⚡	Compressor		R-455A *	Nominal consumption	Max. load current	Flow condens. evapora.	Noise level	Weight
Series	Model					W	m³						
100	EMF1006M1G	1.145	9	7	230/1/50	3/4	0,5	<1	5,2	7,3	1.030 - 1.100	34	102
	EMF1007M1G	1.475	12	9	230/1/50	1	0,7	<1	5,6	8,6	1.030 - 1.100	34	102
200	EMF2010M1G	1.750	16	14	230/1/50	1 1/4	0,9	<1,5	8,9	10,8	1.370 - 2.200	40	113
	EMF2015M5G	2.000	20	17	400/3/50	1 1/2	1,1	<1,5	3,9	4,6	1.370 - 2.200	40	118
300	EMF3017M5G	2.510	30	25	400/3/50	1 3/4	1,3	<1,8	4,6	5,7	1.370 - 3.300	43	140
	EMF3020M5G	3.100	40	32	400/3/50	2	1,5	<1,8	5,3	6,7	1.370 - 3.300	45	143

i If the equipment is to operate in a working range between 0 and -5 °C, please consult the technical office.

-20 °C -25 °C ÷ -15 °C		Refrigeration capacity	°C EXT	°C EXT	⚡	Compressor		R-455A *	Nominal consumption	Max. load current	Flow condens. evapora.	Noise level	Weight
Series	Model					W	m³						
100	EMF1010L1G	850	5	4	230/1/50	3/4	0,5	<1	3,6	6,8	1.030 - 1.100	34	99
	EMF1015L1G	1.100	8	5	230/1/50	1 1/4	0,9	<1	5,6	8,5	1.030 - 1.100	35	99
200	EMF2015L1G	1.350	15	10	230/1/50	1 3/4	1,3	<1,5	7,1	10,5	1.370 - 2.200	40	118
300	EMF3017L5G	1.500	21	14	400/3/50	2	1,5	<1,8	4,1	4,9	1.370 - 3.300	44	140
	EMF3020L5G	2.000	25	18	400/3/50	2 1/2	1,8	<1,8	5,7	7,7	1.370 - 3.300	45	143

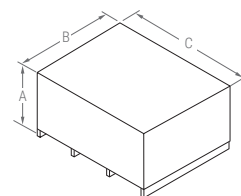
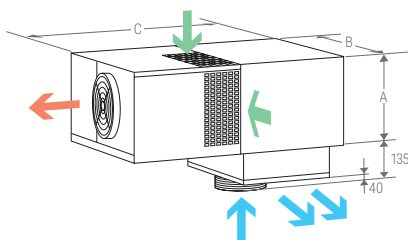
* Available in R-454C refrigerant.

DIMENSIONS

Unit			
Series	A	B	C
100	400	695	1.050
200	500	950	1.172
300	500	950	1.210

Cut	
H	L
615	405
865	405
865	405

Unit + EMB. / PACK.			
A	B	C	kg
966	780	1.105	115
1.136	1.000	1.350	145
1.136	1.000	1.350	170





COMMERCIAL EQUIPMENT

SPLIT

- p. 38 **Split**
ESC · A2L
- p. 40 **Maxisplit**
USC · A2L
- p. 42 **Split**
ESC · R-449A / R-452A
- p. 44 **Maxisplit**
USC · R-449A / R-452A
- p. 46 **Work rooms**
ESC · A2L
- p. 48 **Work rooms**
USC · A2L
- p. 50 **Work rooms**
ESC · R-449A / R-452A
- p. 52 **Work rooms**
USC · R-449A
- p. 54 **Centrifugal split**
ESF · A2L
- p. 56 **Centrifugal split**
ESF · R-449A / R-452A
- p. 58 **Work rooms**
ESF · A2L
- p. 60 **Work rooms**
ESF · R-449A
- p. 62 **Silent split**
ESS · A2L
- p. 64 **Work rooms**
ESS · A2L
- p. 66 **Silent split**
ESS · R-449A
- p. 68 **Work rooms**
ESS · R-449A

kide SPLIT

-20°C

0°C

R-455A
R-454C

COMMERCIAL EQUIPMENT

SPLIT**ESC**

Commercial split refrigeration units for small volume cold storage rooms in medium and low temperature applications.

GENERAL CHARACTERISTICS

- Pre-charged with refrigerant (Max. length 10 m).
- Hermetic compressor.
- Service valves (Series 100 - 200 - 300).
- Safety valve (Series 500).
- Liquid receptacle.
- Ceramic filter dryer.
- Liquid sight glass.
- High and low pressure switch.
- Condensation control by pressure switch.
- Probe alert "dirty condenser".
- Thermostatic expansion valve in the evaporator.
- Solenoid valve in the evaporator.
- Automatic defrosting by heating element.
- Drainpipe heating element in low T^a (2 m).
- Ceiling type evaporator with nitrogen (Series 100 - 200 - 300).
- Cubic evaporator with nitrogen (Series 400 - 500).
- Electrical supply cable (3 m) (Series 100 - 200 - 300).
- Evaporator interconnecting cables (2) (10 m) (Series 100 - 200 - 300).
- Remote multifunctional electronic control (5 m) (Series 100 - 200 - 300).
- Cable for light (3 m) (Series 100-200-300).
- Watertight electrical panel.
- Air extraction fan.
- Liquid injection in 400-500 series.

OPTIONS

Refrigerant R-454C

Winter Kit

Two-unit synchronised defrost system (supplement per unit)

Voltage protector

Anti-corrosion treatment on condenser

Anti-corrosion treatment on evaporator coil

Independent electrical panel. See page 171

Time control

Cubic evaporator (100-200-300 series)

Oil separator (400-500 series)

Anti-corrosive treatment for the condenser unit furniture

ACCESSORIES

Rotation / failure system for two units

Humidifier external to the equipment and control (cooling)

Xwzb monitoring and control system. See page 71

ELECTRONIC CONTROLLER

KIDE-Split units incorporate the advanced XW60K-2DI electronic controller as standard.

- Temperature control with maximum and minimum temperature recordings.
- "Jet Cool" function for rapid cooling
- Intelligent defrost.



CALCULATION BASIS - Pag. 12

0 °C -5 °C ÷ 10 °C		Refrigeration capacity	°C EXT	°C EXT	⚡	Compressor		Model UC.	Liq	Suct	R-455A *	Nominal consumption	Max. load current	Evap. model	Flow		Noise level	Weight
Series	Model					W	m³								m³	HP		
100	ESC1006M1G	1.145	9	7	230/1/50	3/4	0,5	ECC1006M1G	3/8	1/2	<2	5,0	7,2	EEC3001M1G	1.100 - 1.000	32	70	
	ESC1007M1G	1.475	12	9	230/1/50	1	0,7	ECC1007M1G	3/8	1/2	<2	6,1	8,9	EEC3001M1G	1.100 - 1.000	32	70	
200	ESC2010M1G	1.750	16	14	230/1/50	1 1/4	0,9	ECC2010M1G	3/8	5/8	<3	8,7	10,6	EEC3022M1G	1.920 - 2.000	42	85	
300	ESC3017M5G	2.510	30	25	400/3/50	1 1/2	1,1	ECC3017M5G	3/8	3/4	<3,5	4,7	5,8	EEC3003M1G	1.920 - 3.000	45	110	
	ESC3020M5G	3.100	40	32	400/3/50	2	1,5	ECC3020M5G	3/8	3/4	<4	5,4	6,8	EEC3003M1G	1.920 - 3.000	45	110	
400	ESC4025M5G	4.300	65	50	400/3/50	2 1/2	1,8	ECC4025M5G	1/2	3/4	<5	5,8	8,9	EEC2206M1G	4.540 - 3.200	45	150	
	ESC4030M5G	5.020	86	67	400/3/50	3	2,2	ECC4030M5G	1/2	3/4	<5	6,8	9,0	EEC2206M1G	2.900 - 3.200	45	170	
	ESC4035M5G	6.010	106	85	400/3/50	3 1/2	2,6	ECC4035M5G	1/2	3/4	<5	7,2	11,1	EEC2236M1G	2.900 - 5.490	45	170	
500	ESC5040M5G	7.150	130	100	400/3/50	4	3	ECC5040M5G	1/2	7/8	<5,5	7,7	12,4	EEC2316M1G	3.270 - 5.600	45	200	

i If the equipment is to operate in a working range between 0 and -5 °C, please consult the technical office.

-20 °C -25 °C ÷ -15 °C		Refrigeration capacity	°C EXT	°C EXT	⚡	Compressor		Model UC.	Liq	Suct	R-455A *	Nominal consumption	Max. load current	Evap. model	Flow		Noise level	Weight
Series	Model					W	m³								m³	HP		
100	ESC1010L1G	850	5	4	230/1/50	3/4	0,5	ECC1010L1G	3/8	5/8	<2	5,0	7,2	EEC3001L1G	1.100 - 1.300	32	69	
	ESC1015L1G	1.100	8	5	230/1/50	1 1/4	0,9	ECC1015L1G	3/8	5/8	<2	5,9	8,8	EEC3001L1G	1.100 - 1.300	32	65	
200	ESC2015L1G	1.350	15	10	230/1/50	1 3/4	1,3	ECC2015L1G	3/8	5/8	<2,5	7,5	10,9	EEC3002L1G	1.920 - 3.000	40	91	
300	ESC3017L5G	1.500	21	14	400/3/50	2	1,5	ECC3017L5G	3/8	3/4	<3,5	4,7	5,5	EEC3003L1G	1.920 - 4.000	45	120	
	ESC3020L5G	2.000	25	18	400/3/50	2 1/2	1,8	ECC3020L5G	3/8	3/4	<3,5	6,4	8,3	EEC3003L1G	1.920 - 4.000	45	120	
400	ESC4030L5G	2.840	36	28	400/3/50	3	2,2	ECC4030L5G	1/2	3/4	<5	6,9	12	EEC2156L1G	4.540 - 3.670	45	150	
	ESC4040L5G	3.605	52	40	400/3/50	4	3	ECC4040L5G	1/2	3/4	<5	9	14,2	EEC2206L1G	4.540 - 3.200	45	155	
500	ESC5050L5G	4.325	76	56	400/3/50	5	3,7	ECC5050L5G	1/2	7/8	<5,5	10,2	17,1	EEC2236L1G	4.540 - 5.490	45	170	
	ESC5060L5G	5.300	111	77	400/3/50	6	4,7	ECC5060L5G	1/2	1 1/8	<5,5	11,9	20,9	EEC2316L1G	4.540 - 5.600	45	200	

i Calculation made for 10 m equivalent length.

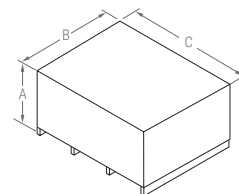
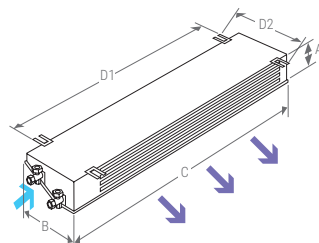
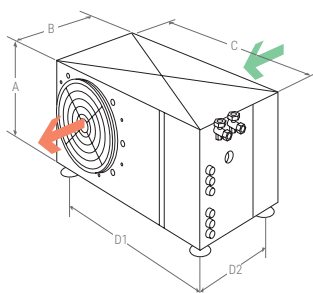
In the "SPLIT" units KIDE advises to install the drain pipe with syphon out of the coldroom.
For freezer rooms the piping should be metallic.

* Available in R-454C refrigerant.

DIMENSIONS

Series	COND.					EVAP.					
	A	B	C	D1	D2	Model	A	B	C	D1	D2
100	370	460	760	610	276	1L	210	425	920	670	460
						1M	250	500	820	570	440
200	450	575	950	800	373	2L	250	500	1.310	1.050	460
						2M	250	500	1.200	950	460
300	500	575	940	800	373	3L	280	500	1.890	1.620	460
						3M	280	500	1.690	1.420	460
400	665	670	1.030	455	570	L403	440	450	1.145	925	410
						L404	440	450	1.145	925	410
						M425-30	440	450	1.145	925	410
						M435	440	450	1.595	1.375	410
500	915	750	1.050	480	630	L505	440	450	1.595	1.375	410
						L506	565	490	1.565	1.345	450
						M5	565	490	1.565	1.345	450

Series	U.C + EMB./PACK.				EVAP.+EMB./PACK.				
	A	B	C	kg	Model	A	B	C	kg
100	867	640	985	60	1L	300	530	1.015	25
					1M	300	530	1.015	20
200	867	640	985	75	2L	300	530	1.395	35
					2M	300	530	1.395	30
300	750-867	640	985	90	3L	330	535	1.980	50
					3M	330	535	1.980	45
400	1.126	740	1.070	130	L403	530	530	1.180	35
					L404	530	530	1.180	40
					M425-30	530	530	1.180	40
					M435	530	530	1.630	50
500	1.136	1.000	1.350	180	L505	530	530	1.630	50
					L507	655	570	1.600	55
				210	M5	655	570	1.600	55



kide MAXISPLIT

-20°C 0°C

R-455A
R-454C



COMMERCIAL EQUIPMENT

MAXISPLIT

USC



Maxi-split refrigeration units for medium volume cold storage rooms in medium and low temperature applications.

GENERAL CHARACTERISTICS

- Pre-charged with nitrogen.
- Reciprocating hermetic or semi-hermetic compressor depending on the model.
- Expansion by thermostatic valve.
- Liquid receiver with safety valve.
- Ceramic filter dryer.
- Solenoid valve in the evaporator.
- Liquid sight glass.
- High and low pressure switch.
- Automatic defrosting by heating element.
- Drainpipe heating element in low T^a (2 m).
- Remote multifunctional electronic control.
- Cubic evaporator.
- Condensation control by pressure switch.
- Probe alert "dirty condenser".
- Voltage protector.
- Magnetothermic protection.
- Maneuver for air extraction in case of refrigerant in the environment.
- Watertight electrical panel.
- Low refrigerant charge. Microchannel condensing coil (except series 500).

OPTIONS

Refrigerant R-454C

Refrigerant charged

Winter Kit

Two-unit synchronised defrost system (supplement per unit)

Anti-corrosion treatment on condenser

Anti-corrosion treatment on evaporator coil

Time control

Semi-hermetic compressor for models with a hermetic compressor

Oil separator

Special wooden packaging for container shipment (series 700 and 800)

ACCESSORIES

Rotation / failure system for two units

Humidifier external to the equipment and control (cooling)

Xw3b monitoring and control system. See page 71

ELECTRONIC CONTROLLER

KIDE-Split units incorporate the advanced XW60K-2DI electronic controller as standard.

- Temperature control with maximum and minimum temperature recordings.
- "Jet Cool" function for rapid cooling
- Intelligent defrost.



CALCULATION BASIS - Pag. 12

		0 °C -5 °C ÷ 10 °C		Refrigeration capacity		°C EXT	°C EXT	Compressor	Model UC.		Liq	Suct	R-455A *	Nominal consumption	Max. load current	Evap. model	Flow		Noise level	Weight
Series	Model	W	m³	m³	HP	kW	HP		kW	HP	kW	HP					kW	condens. evapora.		
600	USC6040M5G	7.150	130	100	400/3/50	4	3	UCC6040M5G	1/2	7/8			9,6	11,4	EEC2316M1G	6.300 - 5.600	49	235		
	USC6050M5G	8.010	170	140	400/3/50	5	3,7	UCC6050M5G	1/2	7/8			9,1	11,7	UEC2316M1G	5.200 - 5.600	50	245		
700	USC7065M5G	10.740	210	185	400/3/50	6 1/2	4,8	UCC7065M5G	5/8	1 1/8			15,4	18,0	UEC2416M5G	11.160 - 8.540	51	300		
	USC7070M5G	12.370	290	230	400/3/50	7	5,2	UCC7070M5G	5/8	1 3/8			14,8	18,0	UEC2416M5G	7.500 - 5.360	52	340		
800	USC8100M5G	16.960	380	315	400/3/50	10	7,5	UCC8100M5G	5/8	1 3/8			23,4	26,5	UEC2924M5G	9.600 - 11.500	53	400		
	USC8130M5G	20.800	480	400	400/3/50	13	9,7	UCC8130M5G	5/8	1 3/8			26,8	33,6	UEC2924M5G	9.600 - 11.500	53	410		
	USC8150M5G	25.900	590	530	400/3/50	15	11,2	UCC8150M5G	5/8	1 5/8			30,3	36,1	UEC3232M5G	13.500 - 10.400	58	460		
	USC8220M5G	30.900	800	620	400/3/50	22	16,4	UCC8220M5G	5/8	1 5/8			31,7	37,8	UEC3434M5G	13.500 - 15.000	60	625		

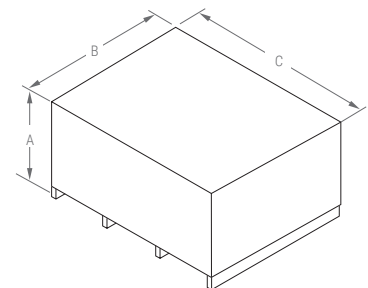
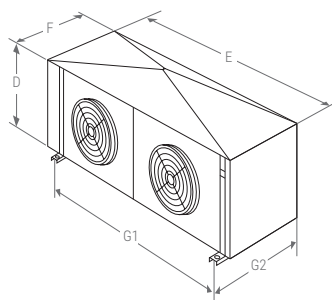
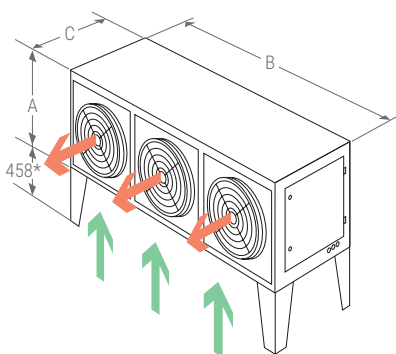
		-20 °C -25 °C ÷ -15 °C		Refrigeration capacity		°C EXT	°C EXT	Compressor	Model UC.		Liq	Suct	R-455A *	Nominal consumption	Max. load current	Evap. model	Flow		Noise level	Weight
Series	Model	W	m³	m³	HP	kW	HP		kW	HP	kW	HP					kW	condens. evapora.		
600	USC6060L5G	5.300	111	77	400/3/50	6	4,7	UCC6060L5G	3/8	7/8			12,7	19,1	EEC2316L1G	5.200 - 5.600	49	240		
	USC6075L5G	6.800	130	105	400/3/50	7 1/2	6,2	UCC6075L5G	3/8	1 1/8			16,8	23,9	EEC2316L1G	5.200 - 5.600	51	255		
700	NEW USC7100L5G	7.900	200	150	400/3/50	10	7,4	UCC7100L5G	3/8	1 1/8			16,9	25,5	UEC2416L5G	5.600 - 5.400	51	320		
	USC7130L5G	10.200	340	200	400/3/50	13	6,4	UCC7130L5G	1/2	1 3/8			19,2	34,3	UEC2416L5G	5.600 - 5.400	52	340		
800	USC8150L5G	15.450	420	340	400/3/50	15	9	UCC8150L5G	1/2	1 5/8			24,9	40,6	UEC3037L5G	9.600 - 11.300	53	620		
	USC8200L5G	17.400	510	420	400/3/50	20	11,95	UCC8200L5G	1/2	1 5/8			28,1	44,9	UEC3037L5G	13.500 - 11.300	55	640		
	USC8250L5G	21.100	620	510	400/3/50	25	15,15	UCC8250L5G	5/8	2 1/8			35,1	56,3	UEC3434L5G	13.500 - 15.000	55	640		

* Available in R-454C refrigerant.

DIMENSIONS

Series	COND.			EVAP.					
	A	B	C	Model	D	E	F	G1	G2
600	770	1.180	590	EEC2316	565	1.565	400	1.345	450
				UEC2316					
700	815	1.570	650	UEC2416	565	1.565	400	1.345	450
				UEC2924					
800	945	2.050	790	UEC3037	675	1.965	450	1.625	490
				UEC3232					
				UEC3434					
				UEC3434					

Series	U.C + EMB./PACK.				EVAP.+EMB./PACK.				
	A	B	C	kg	Model	A	B	C	kg
600	1.120	1.000	1.350	200	EEC2316	510	550	1.350	55
					UEC2316				
700	1.120	1.140	2.200	250	UEC2416	645	570	1.590	80
					UEC2924				
800	1.260	1.140	2.200	330	UEC3037	770	625	2.000	210
					UEC3232				
					UEC3434				
					UEC3434				



Transport legs: 100 mm high

kide SPLIT

-20°C

0°C

COMMERCIAL EQUIPMENT

SPLIT**ESC**R-449A
R-452A

Commercial split refrigeration units for small volume cold storage rooms in medium and low temperature applications.

GENERAL CHARACTERISTICS

- Pre-charged with refrigerant (Max. length 10 m).
- Hermetic compressor.
- Service valves (Series 100 - 200 - 300).
- Safety valve (Series 500).
- Liquid receptacle.
- Ceramic filter dryer.
- Liquid sight glass.
- High and low pressure switch.
- Condensation control by pressure switch.
- Probe alert "dirty condenser".
- Thermostatic expansion valve in the evaporator.
- Solenoid valve in the evaporator.
- Automatic defrosting by heating element.
- Drainpipe heating element in low T^a (2 m).
- Ceiling type evaporator with nitrogen (Series 100 - 200 - 300).
- Cubic evaporator with nitrogen (Series 400 - 500).
- Electrical supply cable (3 m) (Series 100 - 200 - 300).
- Electrical interconnection (2) evaporator (10 m) (Series 100 - 200 - 300).
- Remote multifunctional electronic control (5 m) (Series 100 - 200 - 300).
- Cable for light (3 m).

OPTIONS

Winter Kit

Two-unit synchronised defrost system (supplement per unit)

Voltage protector

Anti-corrosion treatment on condenser

Anti-corrosion treatment on evaporator coil

Independent electrical panel. See page 171

Time control

Cubic evaporator (100-200-300 series)

Other voltages and 60 Hz

Oil separator (400-500 series)

Anti-corrosive treatment for the condenser unit furniture

ACCESSORIES

Rotation / failure system for two units

Humidifier external to the equipment and control (cooling)

Xwzb monitoring and control system. See page 71**ELECTRONIC CONTROLLER**

KIDE-Split units incorporate the advanced XW60K-2DI electronic controller as standard.

- Temperature control with maximum and minimum temperature recordings.
- "Jet Cool" function for rapid cooling
- Intelligent defrost.



CALCULATION BASIS - Pag. 12

0 °C -5 °C ÷ 10 °C		Refrigeration capacity	°C EXT	°C EXT	Compressor	Compressor		Model UC.	Liq	Suct	R-449A	Nominal consumption	Max. load current	Evap. model	Flow		Noise level	Weight
Series	Model					W	m³								m³	HP		
100	ESC1005M1X	850	6	5	230/1/50	1/2	0,4	ECC1005M1X	3/8	1/2	<2	2,7	3,4	EEC3000M1X	1.100 - 440	32	48	
	ESC1006M1X	1.157	9	7	230/1/50	1/2	0,4	ECC1006M1X	3/8	1/2	<2	3,9	5,3	EEC3001M1X	1.100 - 1.000	32	60	
	ESC1007M1X	1.340	12	9	230/1/50	3/4	0,5	ECC1007M1X	3/8	1/2	<2	4,3	5,7	EEC3001M1X	1.100 - 1.000	32	60	
200	ESC2008M1X	1.650	16	14	230/1/50	1	0,7	ECC2008M1X	3/8	5/8	<3	6,0	7,4	EEC3022M1X	1.920 - 2.000	42	80	
	ESC2010M1X	1.975	20	17	230/1/50	1 1/4	0,9	ECC2010M1X	3/8	5/8	<3	7,6	9,7	EEC3022M1X	1.920 - 2.000	42	85	
	ESC2015M1X	2.400	29	25	230/1/50	1 1/2	1,1	ECC2015M1X	3/8	5/8	<3	8,9	10,7	EEC3002M1X	1.920 - 2.000	42	105	
300	ESC3017M5X	2.899	37	30	400/3/50	1 3/4	1,3	ECC3017M5X	3/8	3/4	<3,5	4,7	5,8	EEC3003M1X	1.920 - 3.000	45	110	
	ESC3020M5X	3.579	45	37	400/3/50	2	1,5	ECC3020M5X	3/8	3/4	<4	5,4	6,8	EEC3003M1X	1.920 - 3.000	45	110	
400	ESC4025M5X	4.250	65	50	400/3/50	2 1/4	1,7	ECC4025M5X	1/2	3/4	<5	5,8	8,9	EEC2206M1X	4.540 - 3.200	45	150	
	ESC4030M5X	4.950	86	67	400/3/50	3	2,2	ECC4030M5X	1/2	3/4	<5	6,8	9,0	EEC2206M1X	4.540 - 3.200	45	150	
	ESC4035M5X	6.150	109	88	400/3/50	3 1/2	2,6	ECC4035M5X	1/2	3/4	<5	7,2	11,1	EEC2236M1X	4.540 - 5.490	45	150	
500	ESC5040M5X	7.400	135	105	400/3/50	4	3	ECC5040M5X	1/2	7/8	<5,5	7,7	12,4	EEC2316M1X	4.540 - 5.600	45	180	

i If the equipment is to operate in a working range between 0 and -5 °C, please consult the technical office.

-20 °C -25 °C ÷ -15 °C		Refrigeration capacity	°C EXT	°C EXT	Compressor	Compressor		Model UC.	Liq	Suct	R-449A	Nominal consumption	Max. load current	Evap. model	Flow		Noise level	Weight
Series	Model					W	m³								m³	HP		
100	ESC1005L1X*	650	4	3	230/1/50	3/4	0,5	ECC1005L1X	3/8	5/8	<2	2,8	4,2	EEC3000L1X	1.100 - 440	32	60	
	ESC1007L1X*	800	5	4	230/1/50	1	0,7	ECC1007L1X	3/8	5/8	<2	3,9	5,4	EEC3001L1X	1.100 - 1.300	32	60	
	ESC1010L1X*	950	6	5	230/1/50	1	0,7	ECC1010L1X	3/8	5/8	<2	4,7	6,3	EEC3001L1X	1.100 - 1.300	32	65	
	ESC1015L1X*	1.200	9	6	230/1/50	1 1/2	1,1	ECC1015L1X	3/8	5/8	<2	6,2	8,8	EEC3001L1X	1.100 - 1.300	32	65	
200	ESC2015L1X*	1.280	11	8	230/1/50	1 1/2	1,1	ECC2015L1X	3/8	5/8	<2,5	6,7	9,6	EEC3002L1X	1.920 - 3.000	40	85	
	ESC2017L5T**	1.341	15	10	400/3/50	1 3/4	1,3	ECC2017L5T	3/8	5/8	<2,5	4,2	5,0	EEC3002L1T	1.920 - 3.000	42	90	
300	ESC3017L5T**	1.620	22	15	400/3/50	2	1,5	ECC3017L5T	3/8	3/4	<3,5	4,7	5,5	EEC3003L1T	1.920 - 4.000	45	120	
	ESC3020L5T**	2.218	27	19	400/3/50	2 1/2	1,8	ECC3020L5T	3/8	3/4	<3,5	6,3	8,3	EEC3003L1T	1.920 - 4.000	45	120	
400	ESC4030L5X	2.775	35	28	400/3/50	3	2,2	ECC4030L5X	1/2	3/4	<5	6,9	12	EEC2156L1X	4.540 - 3.670	45	150	
	ESC4040L5X	3.425	52	40	400/3/50	4	3	ECC4040L5X	1/2	3/4	<5	9	14,2	EEC2206L1X	4.540 - 3.200	45	155	
500	ESC5050L5X	4.325	76	56	400/3/50	5	3,7	ECC5050L5X	1/2	7/8	<5,5	10,2	17,1	EEC2236L1X	4.540 - 5.490	45	170	
	ESC5060L5X	5.300	111	77	400/3/50	6	4,5	ECC5060L5X	1/2	1 1/8	<5,5	11,9	20,9	EEC2316L1X	4.540 - 5.600	45	200	

* Available in R-452A

** Equipment with R-452A

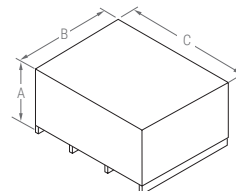
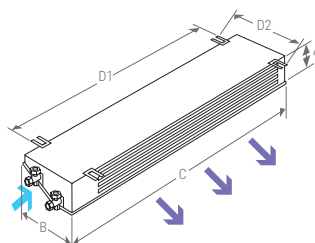
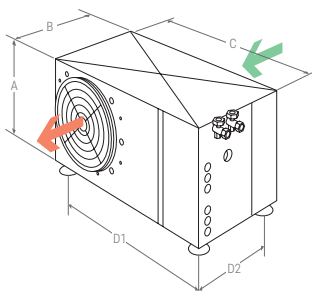
i Calculation made for 10 m equivalent length.

In the "SPLIT" units KIDE advises to install the drain pipe with syphon out of the coldroom.
For freezer rooms the piping should be metallic.

DIMENSIONS

Series	COND.					EVAP.					
	A	B	C	D1	D2	Model	A	B	C	D1	D2
100	370	460	760	610	276	0L-0M	480	195	520	348	230
						1L	210	425	920	670	460
						1M	250	500	820	570	440
200	450	575	950	800	373	2L	250	500	1.310	1.050	460
						2M	250	500	1.200	950	460
300	500	575	940	800	373	3L	280	500	1.890	1.620	460
						3M	280	500	1.690	1.420	460
400	665	670	1.030	455	570	L403	440	450	1.145	925	410
						L404	440	450	1.145	925	410
						M425-30	440	450	1.145	925	410
						M435	440	450	1.595	1.375	410
500	915	750	1.050	480	630	L505	440	450	1.595	1.375	410
						L507	565	490	1.565	1.345	450
						M5	565	490	1.565	1.345	450

Series	U.C + EMB./PACK.				EVAP.+EMB./PACK.				
	A	B	C	kg	Model	A	B	C	kg
100	867	640	985	60	0L-0M	300	530	1.015	25
					1L	300	530	1.015	25
					1M	300	530	1.015	20
200	867	640	985	75	2L	300	530	1.395	35
					2M	300	530	1.395	30
300	867	640	985	90	3L	330	535	1.980	50
					3M	330	535	1.980	45
400	1.126	740	1.070	130	L403	530	530	1.180	35
					L404	530	530	1.180	40
					M425-30	530	530	1.180	40
					M435	530	530	1.630	50
500	1.136	1.000	1.350	180	L505	530	530	1.630	50
					L507	655	570	1.600	55
					M5	655	570	1.600	55



kide MAXISPLIT

-20°C 0°C

R-449A
R-452A

COMMERCIAL EQUIPMENT

MAXISPLIT

USC

Maxi-split refrigeration units for medium volume cold storage rooms in medium and low temperature applications.



GENERAL CHARACTERISTICS

- Pre-charged with nitrogen.
- Reciprocating hermetic or semi-hermetic compressor depending on the model.
- Expansion by thermostatic valve.
- Liquid receiver with safety valve.
- Ceramic filter dryer.
- Solenoid valve in the evaporator.
- Liquid sight glass.
- High and low pressure switch.
- Automatic defrosting by heating element.
- Drainpipe heating element in low T^a (2 m).
- Remote multifunctional electronic control.
- Cubic evaporator.
- Condensation control by pressure switch.
- Probe alert "dirty condenser".
- Voltage protector.
- Magnetohermic protection.
- Low refrigerant charge. Microchannel condensing coil (except series 500).

OPTIONS

Refrigerant charged

Winter Kit

Two-unit synchronised defrost system (supplement per unit)

Anti-corrosion treatment on condenser

Anti-corrosion treatment on evaporator coil

Time control

Semi-hermetic compressor for models with a hermetic compressor

Other voltages and 60 Hz

Oil separator

Special wooden packaging for container shipment (series 700 and 800)

ACCESSORIES

Rotation / failure system for two units

Humidifier external to the equipment and control (cooling)

Xwzb monitoring and control system. See page 71

ELECTRONIC CONTROLLER

KIDE-Split units incorporate the advanced XW60K-2DI electronic controller as standard.

- Temperature control with maximum and minimum temperature recordings.
- "Jet Cool" function for rapid cooling
- Intelligent defrost.



CALCULATION BASIS - Pag. 12

0 °C -5 °C ÷ 10 °C		Refrigeration capacity	°C EXT	°C EXT	⚡	Compressor		Model UC.	Liq	Suct	R-449A	Nominal consumption	Max. load current	Evap. model	Flow		Noise level	Weight
Series	Model					W	m³								m³	HP		
600	USC6040M5X	7.400	135	105	400/3/50	4	3	UCC6040M5X	1/2	7/8	NITROGEN	8,9	10,9	EEC2316M1X	3.500 - 5.600	49	235	
	USC6050M5X	8.010	170	140	400/3/50	5	3,7	UCC6050M5X	1/2	7/8		9,1	11,7	EEC2316M1X	5.200 - 5.600	50	245	
700	USC7065M5X	10.740	210	185	400/3/50	6 1/2	4,8	UCC7065M5X	5/8	1 3/8		14,6	17,5	UEC2416M5X	5.600 - 5.360	51	300	
	USC7070M5X	12.370	290	230	400/3/50	7	5,2	UCC7070M5X	5/8	1 3/8		14,8	18,0	UEC2416M5X	7.500 - 5.360	52	340	
800	USC8100M5X	16.960	380	315	400/3/50	10	7,5	UCC8100M5X	5/8	1 3/8		24,6	28,2	UEC2924M5X	9.600 - 11.500	53	420	
	USC8130M5X	20.800	480	400	400/3/50	13	9,7	UCC8130M5X	5/8	1 3/8		26,8	33,6	UEC2924M5X	9.600 - 11.500	53	410	
	USC8150M5X	25.900	590	530	400/3/50	15	11,2	UCC8150M5X	5/8	1 5/8		30,3	36,1	UEC3232M5X	13.500 - 10.400	58	460	
	USC8220M5X	30.900	800	620	400/3/50	22	16,4	UCC8220M5X	5/8	1 5/8		31,7	37,8	UEC3434M5X	13.500 - 15.000	60	625	

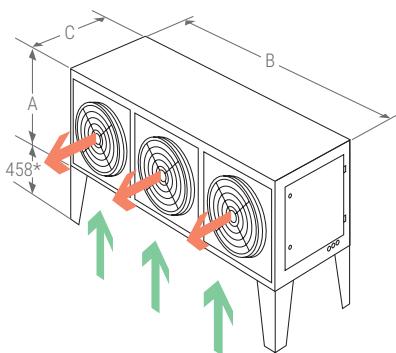
-20 °C -25 °C ÷ -15 °C		Refrigeration capacity	°C EXT	°C EXT	⚡	Compressor		Model UC.	Liq	Suct	R-449A	Nominal consumption	Max. load current	Evap. model	Flow		Noise level	Weight
Series	Model					W	m³								m³	HP		
600	USC6060L5X	5.300	111	77	400/3/50	6	4,7	UCC6060L5X	3/8	7/8	NITROGEN	12,7	19,1	EEC2316L1X	5.200 - 5.600	49	240	
	USC6075L5X*	6.800	130	105	400/3/50	7 1/2	6,2	UCC6075L5X	3/8	1 1/8		16,8	23,9	EEC2316L1X	5.200 - 5.600	49	255	
700	USC7100L5X*	7.900	200	150	400/3/50	10	7,4	UCC7100L5X	3/8	1 1/8		16,9	25,5	UEC2416L5X	5.600 - 5.400	51	320	
	USC7130L5X	10.200	340	200	400/3/50	13	6,4	UCC7130L5X	1/2	1 3/8		19,2	34,3	UEC2416L5X	5.600 - 5.400	52	340	
800	USC8150L5X	15.450	420	340	400/3/50	15	9	UCC8150L5X	1/2	1 5/8		24,9	40,6	UEC3037L5X	9.600 - 11.300	53	620	
	USC8200L5X	17.400	510	420	400/3/50	20	11,9	UCC8200L5X	1/2	1 5/8		28,1	44,9	UEC3037L5X	13.500 - 11.300	55	640	
	USC8250L5X	21.100	620	510	400/3/50	25	15,2	UCC8250L5X	5/8	2 1/8		35,1	56,3	UEC3434L5X	13.500 - 15.000	55	640	

* Available in R-452A

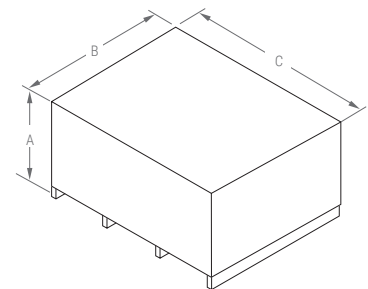
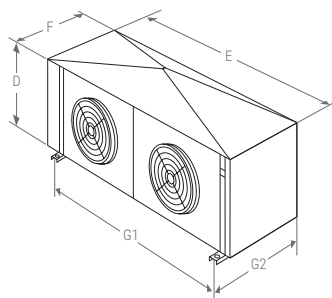
DIMENSIONS

Series	COND.			EVAP.					
	A	B	C	Model	D	E	F	G1	G2
600	770	1.180	590	UEC2316	565	1.565	400	1.345	450
700	815	1.570	650	UEC2416	565	1.565	400	1.345	450
800	945	2.050	790	UEC2924	675	1.965	450	1.625	490
				UEC3037	675	1.965	450	1.625	490
				UEC3232	675	1.965	450	1.625	490
				UEC3434	1.115	1.870	790	1.360	606

Series	U.C + EMB./PACK.				EVAP.+EMB./PACK.				
	A	B	C	kg	Model	A	B	C	kg
600	1.120	1.000	1.350	200	UEC2316	510	550	1.620	55
700	1.120	1.140	2.200	250	UEC2416	645	570	2.200	80
800	1.260	1.140	2.200	330	UEC2924	770	625	2.000	150
					UEC3037	770	625	2.000	210
					UEC3232	770	625	2.000	210
					UEC3434	1.280	1.015	2.000	210



Transport legs: 100 mm high





COMMERCIAL EQUIPMENT

WORK ROOMS

R-455A
R-454C



ESC HIGH TEMPERATURE

Split refrigeration units specially designed for food handling and processing rooms, antechambers and loading areas, for use in high temperature applications.



GENERAL CHARACTERISTICS

- Pre-charged with refrigerant (Max. length 10 m).
- Hermetic compressor / scroll.
- Service valves (Series 100 - 200 - 300).
- Liquid receptacle.
- Ceramic filter dryer.
- Liquid sight glass.
- High and low pressure switch.
- Condensation control by pressure switch.
- Probe alert "dirty condenser".
- Thermostatic expansion valve in the evaporator.
- Solenoid valve in the evaporator.
- Automatic air defrosting.
- Double flow type evaporator with nitrogen with low air flow.
- Electrical supply cable (3 m) (Series 100 - 200 - 300).
- Electrical interconnection (3) evaporator (10 m) (Series 100 - 200 - 300).
- Remote multifunctional electronic control (5 m) (Series 100 - 200 - 300).
- Cable for light (3 m) (Series 100 - 200 - 300).
- Voltage protector in three-phase version.
- Air extraction fan.
- Watertight electrical panel.

OPTIONS

Winter Kit

Two-unit synchronised defrost system (supplement per unit)

Voltage protector (single-phase version)

Anti-corrosion treatment on condenser

Anti-corrosion treatment on evaporator coil

Oil separator (400-500 series)

Independent electrical panel. See page 171

Evaporator condensate pump (max. Pumping height 1.5 m)

Time control

Anti-corrosive treatment for the condenser unit furniture

ACCESSORIES

Rotation / failure system for two units

Humidifier external to the equipment and control

monitoring and control system. See page 71

ELECTRONIC CONTROLLER

KIDE-Split units incorporate the advanced XW60K-2DI electronic controller as standard.

- Temperature control with maximum and minimum temperature recordings.
- "Jet Cool" function for rapid cooling
- Intelligent defrost.



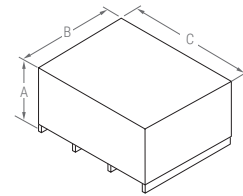
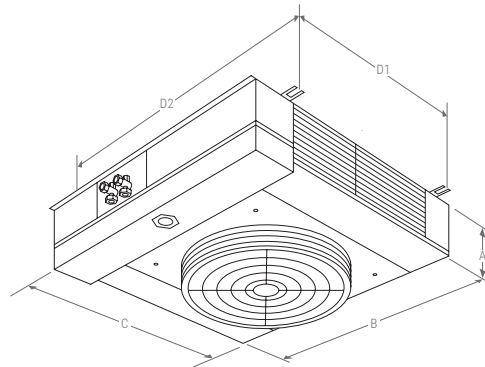
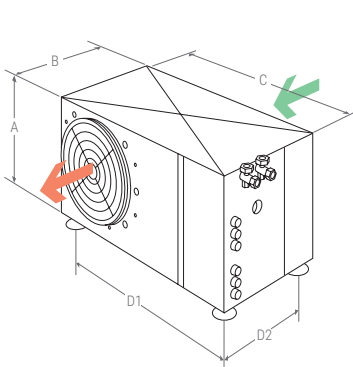
12 °C +10°C ÷ 15 °C		Refrigeration capacity	°C EXT	°C EXT	Compressor	Model UC.	Liq	Suct	R-455A *	Nominal consumption	Max. load current	Evap. model	Flow	Noise level	Weight		
Series	Model												W			m³	m³
200	ESC2007H1G	2.130	27	20	230/1/50	3/4	0,5	ECC2007H1G	3/8	1/2	<2,5	5,1	7,3	EEP4084W1G	1.040 - 1.590	25	100
300	ESC3008H1G	2.810	41	30	230/1/50	1	0,7	ECC3008H1G	3/8	1/2	<3,5	6,2	9	EEP4094W1G	1.200 - 1.380	28	110
400	ESC4015H1G	3.850	56	45	230/1/50	1 1/2	1,1	ECC4015H1G	1/2	5/8	<4	10,1	14,4	EEP4154W1G	1.200 - 1.380	30	135
	ESC4020H5G	4.940	88	76	400/3/50	2	1,5	ECC4020H5G	1/2	3/4	<4	5,2	9	EEP4154W1G	3.220 - 3.180	30	135
500	ESC5030H5G	6.690	108	103	400/3/50	3	2,2	ECC5030H5G	1/2	3/4	<4,5	6,9	11,8	EEP4214W1G	5.200 - 2.400	32	155

* Available in R-454C refrigerant.

DIMENSIONS

Series	COND.					EVAP.					
	A	B	C	D1	D2	Model	A	B	C	D1	D2
200	450	575	950	800	373	EEP4084	284	853	796	582	810
300	500	575	940	800	373	EEP4094	310	853	796	582	810
400	665	670	1.030	455	570	EEP4154	307	853	1.612	1.382	810
						EEP4154	307	853	1.612	1.382	810
500	915	750	1.050	480	630	EEP4214	310	848	1.900	1.731	790

Series	U.C + EMB./PACK.				EVAP+EMB./PACK.				
	A	B	C	kg	Model	A	B	C	kg
200	867	640	985	75	EEP4084	315	940	1.330	32
300	867	640	985	90	EEP4094	315	940	1.330	35
400	1.126	740	1.070	135	EEP4094	315	940	1.330	35
					EEP4154	315	940	1.330	55
500	1.136	1.000	1.350	180	EEP4214	315	940	1.730	65



kide MAXISPLIT

12°C

COMMERCIAL EQUIPMENT

WORK ROOMS

R-455A
R-454C



USC HIGH TEMPERATURE



Maxi-split refrigeration units for medium volume cold storage rooms in high temperature applications.

GENERAL CHARACTERISTICS

- Pre-charged with nitrogen.
- Hermetic compressor.
- Expansion by thermostatic valve.
- Liquid receiver with safety valve.
- Ceramic filter dryer.
- Solenoid valve.
- Liquid sight glass.
- High and low pressure switch.
- Air defrosting.
- Remote multifunctional electronic control.
- Ceiling evaporator.
- Condensation control by pressure switch.
- Probe alert "dirty condenser".
- Voltage protector.
- Magnetohermic protection.
- Watertight electrical panel.
- Maneuver for air extraction in case of refrigerant in the environment.
- Low refrigerant charge. Microchannel condensing coil (except series 500).

OPTIONS

Refrigerant R-454C

Refrigerant charged

Winter Kit

Two-unit synchronised defrost system (supplement per unit)

Anti-corrosion treatment on condenser

Anti-corrosion treatment on evaporator coil

Time control

Oil separator

Evaporator condensate pump (max. Pumping height 1.5 m)

Semi-hermetic compressor for models with a hermetic compressor

Special wooden packaging for container shipment (series 700 and 800)

ACCESSORIES

Rotation / failure system for two units

Humidifier external to the equipment and control

Xwzb monitoring and control system. See page 71

ELECTRONIC CONTROLLER

KIDE-Split units incorporate the advanced XW60K-2DI electronic controller as standard.

- Temperature control with maximum and minimum temperature recordings.
- "Jet Cool" function for rapid cooling
- Intelligent defrost.



		12 °C +10°C ÷ 15 °C	Refrigeration capacity	°C EXT	°C EXT	Compressor		Model UC.	Liq	Suct	R-455A*	Nominal consumption	Max. load current	Evap. model	Flow condens. evapora.	Noise level	Weight	N° evap.
Series	Model	W	m³	m³	HP	kW						A	A		m³/h	dBA	kg	
600	USC6035H5G	8.150	170	130	400/3/50	3 1/2	2,6	UCC6035H5G	1/2	7/8	NITROGEN	7,58	9,40	EEP4214W1G	5.200 - 2.400	49	210	1
	USC6040H5G	9.525	210	170	400/3/50	4	3	UCC6040H5G	1/2	7/8		8,27	10,30	EEP4214W1G	5.200 - 2.400	49	210	1
700	USC7050H5G	11.300	250	215	400/3/50	5	3,7	UCC7050H5G	1/2	7/8		10,55	13,23	2 x EEP4154W1G	5.600 - 3.200	50	390	2
	USC7065H5G	14.390	285	250	400/3/50	6 1/2	4,8	UCC7065H5G	5/8	1 1/8		15,383	18,31	2 x EEP4214W1G	5.600 - 4.800	51	410	2
800	USC8070H5G	18.150	355	290	400/3/50	7	5,2	UCC8070H5G	5/8	1 3/8		18,23	21,49	2 x EEP4214W1G	9.600 - 4.800	52	430	2
	USC8100H5G	22.280	445	370	400/3/50	10	7,5	UCC8100H5G	5/8	1 3/8		24,88	28,48	2 x EEP4330W1G	9.600 - 6.780	52	470	2
	USC8130H5G	31.000	730	510	400/3/50	13	9,7	UCC8130H5G	5/8	1 3/8		26,69	33,49	3 x EEP4330W1G	13.500 - 10.170	60	550	3
	USC8150H5G	36.000	910	750	400/3/50	15	11,2	UCC8150H5G	7/8	1 5/8		31,7	37,44	3 x EEP4330W1G	13.500 - 10.170	60	560	3

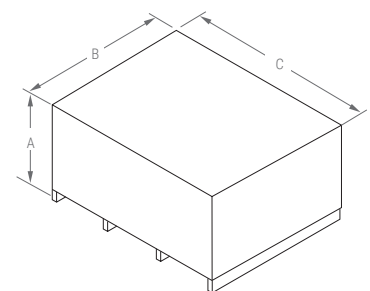
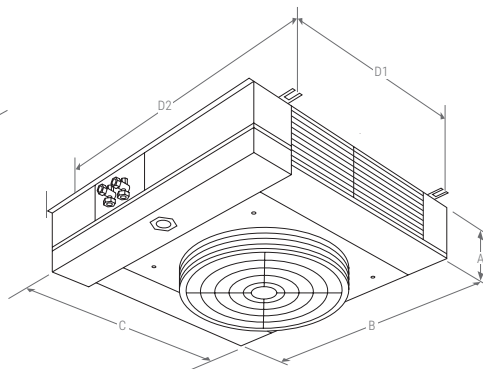
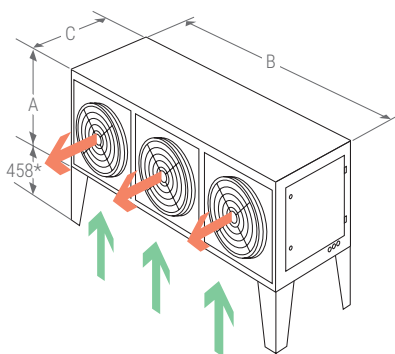
i Indicative measurements for work rooms (for loading bays, please consult the technical office).

***** Available in R-454C refrigerant.

DIMENSIONS

Series	COND.			EVAP.					
	A	B	C	Model	A	B	C	D1	D2
600	770	1.180	590	EEP4214	307	583	1.612	1.382	810
700	815	1.570	650	EEP4154	307	583	1.200	982	810
				EEP4214	307	583	1.612	1.382	810
800	945	2.050	790	EEP4214	307	583	1.612	1.382	810
				EEP4330	310	848	1.900	1.731	790

Series	U.C + EMB./PACK.				EVAP.+EMB./PACK.				
	A	B	C	kg	Model	A	B	C	kg
600	1.120	1.000	1.350	200	EEP4214	315	940	1.730	55
700	1.120	1.140	2.200	250	EEP4154	315	940	1.330	80
					EEP4214	315	940	1.730	150
800	1.260	1.140	2.200	330	EEP4214	315	940	1.730	210
					EEP4330	370	940	2.100	210



Transport legs: 100 mm high



R-449A

COMMERCIAL EQUIPMENT

WORK ROOMS



Split refrigeration units specially designed for food handling and processing rooms, antechambers and loading areas, for use in high temperature applications.

GENERAL CHARACTERISTICS

- Pre-charged with refrigerant (Max. length 10 m).
- Hermetic compressor / scroll.
- Service valves (Series 100 - 200 - 300).
- Liquid container.
- Ceramic filter dryer.
- Liquid sight glass.
- High and low pressure switch.
- Condensation control by pressure switch.
- Probe alert "dirty condenser".
- Thermostatic expansion valve in the evaporator.
- Solenoid valve is shipped loose for fitting to the evaporator.
- Automatic air defrosting.
- Double flow type evaporator with nitrogen with low air flow.
- Cable for light (3 m) (Series 100-200-300).
- Electrical interconnection (3) evaporator (10 m) (Series 100 - 200 - 300).
- Remote multifunctional electronic control (5 m) (Series 100 - 200 - 300).
- Cable for light (3 m) (Series 100-200-300).
- Voltage protector in three-phase version.

OPTIONS

Winter Kit

Two-unit synchronised defrost system (supplement per unit)

Voltage protector (single-phase version)

Anti-corrosion treatment on condenser

Anti-corrosion treatment on evaporator coil

Independent electrical panel. See page 171

Time control

Evaporator condensate pump (max. Pumping height 1.5 m)

Oil separator (400-500 series)

Anti-corrosive treatment for the condenser unit furniture

ACCESSORIES

Rotation / failure system for two units

Humidifier external to the equipment and control

Xw2b monitoring and control system. See page 71

ELECTRONIC CONTROLLER

KIDE-Split units incorporate the advanced XW60K-2DI electronic controller as standard.

- Temperature control with maximum and minimum temperature recordings.
- "Jet Cool" function for rapid cooling
- Intelligent defrost.

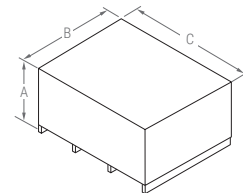
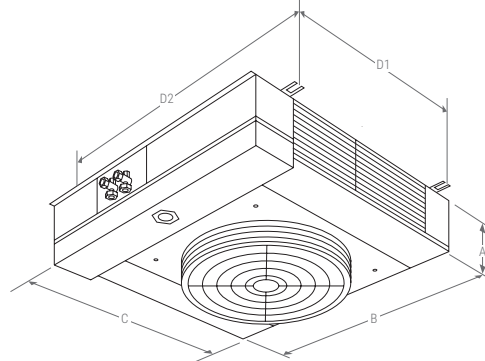
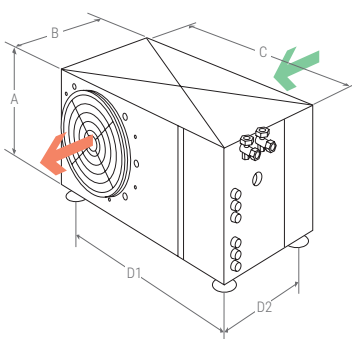


12 °C +10°C ÷ 15 °C		Refrigeration capacity	°C EXT	°C EXT	⚡	Compressor		Model UC.	Liq	Suct	R-449A	Nominal consumption	Max. load current	Evap. model	Flow	Noise level	Weight
Series	Model					W	m³								m³		
100	ESC1005H1X	1.200	13	10	230/1/50	1/2	0,4	ECC1005H1X	3/8	1/2	<2	2,9	3,6	EEP4084W1X	1.040 - 1.590	32	73
200	ESC2007H1X	1.900	22	17	230/1/50	3/4	0,5	ECC2007H1X	3/8	1/2	<2,5	4,4	5,8	EEP4084W1X	1.040 - 1.590	42	92
300	ESC3008H1X	2.400	29	25	230/1/50	1	0,7	ECC3008H1X	3/8	1/2	<3,5	5,5	6,9	EEP4094W1X	1.200 - 1.380	45	102
400	ESC4015H1X	3.300	48	36	230/1/50	1 1/2	1,1	ECC4015H1X	3/8	5/8	<4	9,3	11,1	EEP4154W1X	1.200 - 1.380	45	135
	ESC4020H5X	5.100	96	76	400/3/50	2	1,5	ECC4020H5X	3/8	5/8	<4	5,2	9	EEP4154W1X	3.220 - 3.180	45	135
500	ESC5030H5X	6.850	135	108	400/3/50	3	2,2	ECC5030H5X	1/2	3/4	<4,5	6,9	11,8	EEP4214W1X	5.200 - 2.400	45	130

DIMENSIONS

Series	COND.					EVAP.					
	A	B	C	D1	D2	Model	A	B	C	D1	D2
100	370	460	760	610	276	EEP4084	284	853	796	582	810
200	450	575	950	800	373	EEP4084	284	853	796	582	810
300	500	575	940	800	373	EEP4094	310	853	796	582	810
400	665	670	1.030	455	570	EEP4154	307	853	1.612	1.382	810
						EEP4154	307	853	1.612	1.382	810
500	915	750	1.050	480	630	EEP4214	310	848	1.900	1.731	790

Series	U.C + EMB./PACK.				EVAP.+EMB./PACK.				
	A	B	C	kg	Model	A	B	C	kg
100	867	640	985	60	EEP4084	315	940	1.330	32
200	867	640	985	75	EEP4084	315	940	1.330	32
300	867	640	985	90	EEP4094	315	940	1.330	35
400	1.126	740	1.070	135	EEP4094	315	940	1.330	35
					EEP4154	315	940	1.330	55
500	1.136	1.000	1.350	180	EEP4214	315	940	1.730	65



kide MAXISPLIT

12°C

R-449A

COMMERCIAL EQUIPMENT

WORK ROOMS

USC  HIGH TEMPERATURE

Split refrigeration units specially designed for food handling and processing rooms, antechambers and loading areas, for use in high temperature applications.



GENERAL CHARACTERISTICS

- Pre-charged with nitrogen.
- Hermetic compressor.
- Expansion by thermostatic valve.
- Liquid receiver with safety valve.
- Ceramic filter dryer.
- Liquid sight glass.
- High and low pressure switch.
- Air defrosting.
- Remote multifunctional electronic control.
- Ceiling evaporator.
- Condensation control by pressure switch.
- Probe alert "dirty condenser".
- Voltage protector.
- Magnetohermic protection.
- Low refrigerant charge. Microchannel condensing coil (except series 500).

OPTIONS

Refrigerant charged

Winter Kit

Two-unit synchronised defrost system (supplement per unit)

Anti-corrosion treatment on condenser

Anti-corrosion treatment on evaporator coil

Time control

Semi-hermetic compressor for models with a hermetic compressor

Other voltages and 60 Hz

Oil separator

Special wooden packaging for container shipment (series 700 and 800)

Evaporator condensate pump (max. Pumping height 1.5 m)

ACCESSORIES

Rotation / failure system for two units

Humidifier external to the equipment and control

Xwzb monitoring and control system. See page 71

ELECTRONIC CONTROLLER

KIDE-Split units incorporate the advanced XW60K-2DI electronic controller as standard.

- Temperature control with maximum and minimum temperature recordings.
- "Jet Cool" function for rapid cooling
- Intelligent defrost.



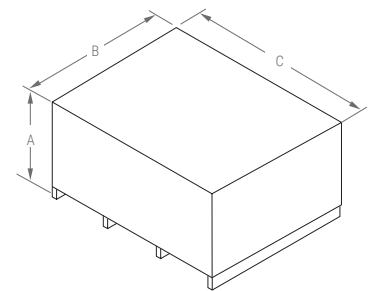
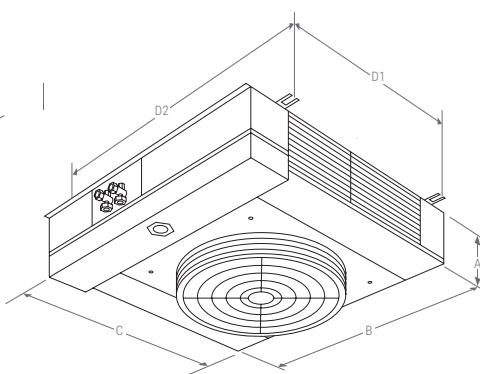
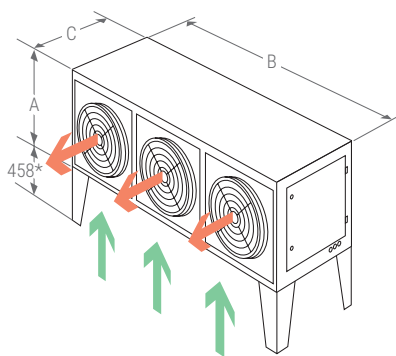
		12 °C +10°C = 15 °C		Refrigeration capacity	°C EXT	°C EXT	Compressor		Model UC.	Liq	Suct	R-449A	Nominal consumption	Max. load current	Evap. model	Flow condens. evapora.	Noise level	Weight	N° evap.
Series	Model	W	m³	m³		HP	kW						A	A		m³/h	dBa	kg	
600	USC6035H5X	8.150	170	130	400/3/50	3 1/2	2,6	UCC6035H5X	1/2	7/8	NITROGEN	7,58	9,40	EEP4214W1X	5.200-2.400	49	210	1	
	USC6040H5X	9.525	210	170	400/3/50	4	3	UCC6040H5X	1/2	7/8		8,27	10,30	EEP4214W1X	5.200-2.400	49	210	1	
700	USC7050H5X	11.300	250	215	400/3/50	5	3,7	UCC7050H5X	1/2	7/8		10,55	13,23	2 x EEP4154W1X	5.600-3.200	50	390	2	
	USC7065H5X	14.390	285	250	400/3/50	6 1/2	4,8	UCC7065H5X	5/8	1 1/8		15,383	18,31	2 x EEP4214W1X	5.600-4.800	51	410	2	
800	USC8070H5X	18.150	355	290	400/3/50	7	5,2	UCC8070H5X	5/8	1 3/8		18,23	21,49	2 x EEP4214W1X	9.600-4.800	52	430	2	
	USC8100H5X	22.280	445	370	400/3/50	10	7,5	UCC8100H5X	5/8	1 3/8		24,88	28,48	2 x EEP4330W1X	9.600-6.780	52	470	2	
	USC8130H5X	31.000	730	510	400/3/50	13	9,7	UCC8130H5X	5/8	1 3/8		26,69	33,49	3 x EEP4330W1X	13.500-10.170	60	550	3	
	USC8150H5X	36.000	910	750	400/3/50	15	11,2	UCC8150H5X	7/8	1 5/8		31,7	37,44	3 x EEP4330W1X	13.500-10.170	60	560	3	

i Indicative measurements for work rooms (for loading bays, please consult the technical office).

DIMENSIONS

Series	COND.			EVAP.					
	A	B	C	Model	A	B	C	D1	D2
600	770	1.180	590	EEP4214	307	583	1.612	1.382	810
				EEP4154	307	583	1.200	982	810
700	815	1.570	650	EEP4214	307	583	1.612	1.382	810
				EEP4214	307	583	1.612	1.382	810
800	945	2.050	790	EEP4214	307	583	1.612	1.382	810
				EEP4330	310	848	1.900	1.731	790

Series	U.C + EMB./PACK.				EVAP.+EMB./PACK.				
	A	B	C	kg	Model	A	B	C	kg
600	1.120	1.000	1.350	200	EEP4214	315	940	1.330	55
					EEP4154	315	940	1.330	80
700	1.120	1.140	2.200	250	EEP4214	315	940	1.730	150
					EEP4214	315	940	1.730	150
800	1.260	1.140	2.200	330	EEP4214	315	940	1.730	210
					EEP4330	370	940	2.100	210



Transport legs: 100 mm high

kide SPLIT

-20°C 0°C

R-455A
R-454C

A2L

COMMERCIAL EQUIPMENT

CENTRIFUGAL SPLIT

ESF



Commercial split refrigeration units for small volume cold storage rooms, with centrifugal fan, in medium and low temperature applications.



GENERAL CHARACTERISTICS

- Pre-charged with refrigerant (Max. length 10 m).
- Hermetic compressor.
- Service valves (Series 100 - 200 - 300).
- Liquid receiver.
- Ceramic filter dryer.
- Liquid sight glass.
- High and low pressure switch.
- Condensation control by pressure switch.
- Probe alert "dirty condenser".
- Thermostatic expansion valve in the evaporator.
- Solenoid valve in the evaporator.
- Centrifuge fan in the condenser (Max. length 10m, min. diameter 250 mm Series 100, 315 mm Series 200-300 and 300x260 mm Series 400).
- Automatic defrosting by heating element.
- Drainpipe heating element in low T^a (2 m).
- Ceiling type evaporator with nitrogen (Series 100 - 200 - 300).
- Cubic evaporator with nitrogen (Series 400 - 500).
- Electrical supply cable (3 m) (Series 100 - 200 - 300).
- Electrical interconnection (2) evaporator (10 m) (Series 100 - 200 - 300).
- Remote multifunctional electronic control (5 m) (Series 100 - 200 - 300).
- Cable for light (3 m) (Series 100-200-300).
- Indoor use.
- Watertight electrical panel.
- Air extraction fan.
- Liquid injection in 400-500 series.

OPTIONS

- Winter Kit
- Two-unit synchronised defrost system (supplement per unit)
- Voltage protector
- Anti-corrosion treatment on condenser
- Anti-corrosion treatment on evaporator coil
- Exhaust air duct (100-200-300 series)
- Independent electrical panel. See page 171
- Time control
- Cubic evaporator (100-200-300 series)
- Anti-corrosive treatment for the condenser unit furniture

ACCESSORIES

- Rotation / failure system for two units
- Humidifier external to the equipment and control (cooling)
- Xw2b monitoring and control system. See page 71

ELECTRONIC CONTROLLER

- KIDE-Split units incorporate the advanced XW60K-2DI electronic controller as standard.
- Temperature control with maximum and minimum temperature recordings.
 - "Jet Cool" function for rapid cooling
 - Intelligent defrost.



0 °C -5 °C ÷ 10 °C		Refrigeration capacity	°C EXT	°C EXT	⚡	Compressor		Model UC.	Liq	Suct	R-455A *	Nominal consumption	Max. load current	Evap. model	Flow	Noise level	Weight
Series	Model					W	m³										
100	ESF1006M1G	1.145	9	7	230/1/50	3/4	0,5	ECF1006M1G	3/8	1/2	<2	5,4	7,6	EEC3001M1G	1.030 - 1.000	32	72
	ESF1007M1G	1.475	12	9	230/1/50	1	0,7	ECF1007M1G	3/8	1/2	<2	6,5	9,2	EEC3001M1G	1.030 - 1.000	32	72
200	ESF2010M1G	1.750	16	14	230/1/50	1 1/4	0,9	ECF2010M1G	3/8	5/8	<3	9,4	11,3	EEC3022M1G	1.370 - 2.000	42	88
300	ESF3017M5G	2.510	30	25	400/3/50	1 1/2	1,1	ECF3017M5G	3/8	3/4	<3,5	5,3	6,4	EEC3003M1G	1.370 - 3.000	45	113
	ESF3020M5G	3.100	40	32	400/3/50	2	1,5	ECF3020M5G	3/8	3/4	<4	6,0	7,4	EEC3003M1G	1.370 - 3.000	45	113
400	ESF4025M5G	4.300	65	50	400/3/50	2 1/2	1,8	ECF4025M5G	1/2	3/4	<5	8,6	11,7	EEC2206M1G	2.900 - 3.200	45	170
	ESF4030M5G	5.020	86	67	400/3/50	3	2,2	ECF4030M5G	1/2	3/4	<5	9,6	11,8	EEC2206M1G	2.900 - 3.200	45	170
	ESF4035M5G	6.010	106	85	400/3/50	3 1/2	2,6	ECF4035M5G	1/2	3/4	<5	10,0	13,9	EEC2236M1G	2.900 - 5.490	45	170
500	ESF5040M5G	7.150	130	100	400/3/50	4	3	ECF5040M5G	1/2	7/8	<5,5	11,6	16,3	EEC2316M1G	3.270 - 5.600	45	200

i If the equipment is to operate in a working range between 0 and -5 °C, please consult the technical office.

-20 °C -25 °C ÷ -15 °C		Refrigeration capacity	°C EXT	°C EXT	⚡	Compressor		Model UC.	Liq	Suct	R-455A *	Nominal consumption	Max. load current	Evap. model	Flow	Noise level	Weight
Series	Model					W	m³										
100	ESF1010L1G	850	5	4	230/1/50	3/4	0,5	ECF1010L1G	3/8	5/8	<2	5,3	7,5	EEC3001L1G	1.030 - 1.300	32	71
	ESF1015L1G	1.100	8	5	230/1/50	1 1/4	0,9	ECF1015L1G	3/8	5/8	<2	6,3	9,2	EEC3001L1G	1.030 - 1.300	32	67
200	ESF2015L1G	1.350	15	10	230/1/50	1 3/4	1,3	ECF2015L1G	3/8	5/8	<2,5	8,1	11,5	EEC3002L1G	1.370 - 3.000	40	94
300	ESF3017L5G	1.500	20	14	400/3/50	2	1,5	ECF3017L5G	3/8	3/4	<3,5	5,3	6,1	EEC3003L1G	1.370 - 4.000	45	123
	ESF3020L5G	2.000	25	18	400/3/50	2 1/2	1,8	ECF3020L5G	3/8	3/4	<3,5	6,9	8,9	EEC3003L1G	1.370 - 4.000	45	123
400	ESF4030L5G	2.840	36	28	400/3/50	3	2,2	ECF4030L5G	1/2	3/4	<5	9,7	14,8	EEC2156L1G	2.900 - 3.670	45	170
	ESF4040L5G	3.605	52	40	400/3/50	4	3	ECF4040L5G	1/2	3/4	<5	11,8	17,0	EEC2206L1G	2.900 - 3.200	45	180
500	ESF5050L5G	4.325	76	56	400/3/50	5	3,7	ECF5050L5G	1/2	7/8	<5,5	13,6	20,5	EEC2236L1G	3.270 - 5.490	45	190
	ESF5060L5G	5.300	111	77	400/3/50	6	4,7	ECF5060L5G	1/2	1 1/8	<5,5	15,8	24,8	EEC2316L1G	3.270 - 5.600	45	220

i Calculation made for 10 m equivalent length.

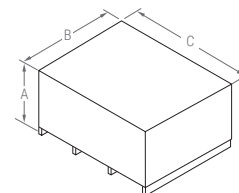
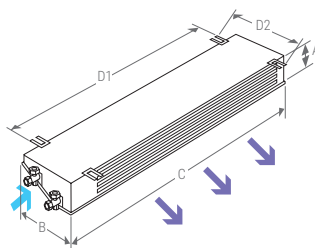
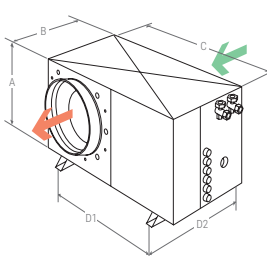
In the "SPLIT" units KIDE advises to install the drain pipe with syphon out of the coldroom.
For freezer rooms the piping should be metallic.
Duct must always go connected to the fan (Max. 10 m).

* Available in R-454C refrigerant.

DIMENSIONS

Series	COND.					EVAP.					
	A	B	C	D1	D2	Model	A	B	C	D1	D2
100	370	385	710	610	276	1L	210	425	920	670	460
						1M	250	500	820	570	440
200	450	485	900	800	373	2L	250	500	1.310	1.050	460
						2M	250	500	1.200	950	460
300	500	485	900	800	373	3L	280	500	1.890	1.620	460
						3M	280	500	1.690	1.420	460
						L403	440	450	1.145	925	410
400	665	670	1.030	445	570	L404	440	450	1.145	1.375	410
						M425-30	440	450	1.145	1.375	410
						M435	440	450	1.595	1.375	410
						L505	440	450	1.595	1.375	410
500	915	750	1.050	480	630	L506	565	490	1.565	1.345	450
						M5	565	490	1.565	1.345	450

Series	U.C + EMB./PACK.				EVAP+EMB./PACK.				
	A	B	C	kg	Model	A	B	C	kg
100	876	640	985	60	1L	300	530	1.015	25
					1M	300	530	1.015	20
200	876	640	985	75	2L	300	530	1.395	35
					2M	300	530	1.395	30
300	876	640	985	90	3L	330	535	1.980	50
					3M	330	535	1.980	45
					L403	530	530	1.180	35
400	1.126	740	1.070	130	L404	530	530	1.180	40
					M425-30	530	530	1.180	40
					M435	530	530	1.630	50
					L505	530	530	1.630	50
500	1.136	1.000	1.350	180	L507	655	570	1.600	55
					M5	655	570	1.600	55



kide SPLIT

-20°C 0°C

R-449A
R-452A

COMMERCIAL EQUIPMENT

CENTRIFUGAL SPLIT

ESF



Commercial split refrigeration units for small volume cold storage rooms, with centrifugal fan, in medium and low temperature applications.



GENERAL CHARACTERISTICS

- Pre-charged with refrigerant (Max. length 10 m).
- Hermetic compressor.
- Service valves (Series 100 - 200 - 300).
- Liquid receptacle.
- Ceramic filter dryer.
- Liquid sight glass.
- Centrifuge fan in the condenser (Max. length 10m, min. diameter, 315 mm Series 200-300 and 300x260 mm Series 400).
- High and low pressure switch.
- Condensation control by pressure switch.
- Probe alert "dirty condenser".
- Thermostatic expansion valve in the evaporator.
- Solenoid valve in the evaporator.
- Automatic defrosting by heating element.
- Drainpipe heating element in low T^a (2 m).
- Ceiling type evaporator with nitrogen (Series 100 - 200 - 300).
- Cubic evaporator with nitrogen (Series 400 - 500).
- Electrical supply cable (3 m) (Series 100 - 200 - 300).
- Electrical interconnection (2) evaporator (10 m) (Series 100 - 200 - 300).
- Remote multifunctional electronic control (5 m) (Series 100 - 200 - 300).
- Cable for light (3 m) (Series 100-200-300).
- Indoor use.
- Liquid injection in 400-500 series.

OPTIONS

Winter Kit

Two-unit synchronised defrost system (supplement per unit)

Voltage protector

Anti-corrosion treatment on condenser

Anti-corrosion treatment on evaporator coil

Independent electrical panel. See page 171

Exhaust air duct (100-200-300 series)

Time control

Cubic evaporator (100-200-300 series)

Other voltages and 60 Hz

Anti-corrosive treatment for the condenser unit furniture

ACCESSORIES

Rotation / failure system for two units

Humidifier external to the equipment and control (cooling)

Xwzb monitoring and control system. See page 71

ELECTRONIC CONTROLLER

KIDE-Split units incorporate the advanced XW60K-2DI electronic controller as standard.

- Temperature control with maximum and minimum temperature recordings.
- "Jet Cool" function for rapid cooling
- Intelligent defrost.



0 °C -5 °C ÷ 10 °C		Refrigeration capacity	°C EXT	°C EXT	⚡	Compressor		Model UC.	Liq	Suct	R-449A	Nominal consumption	Max. load current	Evap model	Flow condens. evapora.	Noise level	Weight
Series	Model					W	m³										
100	ESF1005M1X	850	6	5	230/1/50	1/2	0,4	ECF1005M1X	3/8	1/2	<2	3,0	3,8	EEC3000M1X	1.100 - 440	32	50
	ESF1006M1X	1.157	9	7	230/1/50	1/2	0,4	ECF1006M1X	3/8	1/2	<2	4,3	5,7	EEC3001M1X	1.030 - 1.000	32	62
	ESF1007M1X	1.340	12	9	230/1/50	3/4	0,5	ECF1007M1X	3/8	1/2	<2	4,7	6,1	EEC3001M1X	1.030 - 1.000	32	62
200	ESF2008M1X	1.650	16	14	230/1/50	1	0,7	ECF2008M1X	3/8	5/8	<3	6,7	8,1	EEC3022M1X	1.920 - 2.000	42	83
	ESF2010M1X	1.975	20	17	230/1/50	1 1/4	0,9	ECF2010M1X	3/8	5/8	<3	8,2	10,4	EEC3022M1X	1.370 - 2.000	42	88
	ESF2015M1X	2.400	29	25	230/1/50	1 1/2	1,1	ECF2015M1X	3/8	5/8	<3	9,5	11,3	EEC3002M1X	1.920 - 2.000	42	108
300	ESF3017M5X	2.899	37	30	400/3/50	1 3/4	1,3	ECF3017M5X	3/8	3/4	<3,5	5,3	6,4	EEC3003M1X	1.370 - 3.000	45	113
	ESF3020M5X	3.579	45	37	400/3/50	2	1,5	ECF3020M5X	3/8	3/4	<4	6,0	7,4	EEC3003M1X	1.370 - 3.000	45	113
400	ESF4025M5X	4.250	65	50	400/3/50	2 1/4	1,7	ECF4025M5X	1/2	3/4	<5	8,6	11,7	EEC2206M1X	2.900 - 3.200	45	170
	ESF4030M5X	4.950	86	67	400/3/50	3	2,2	ECF4030M5X	1/2	3/4	<5	9,6	11,8	EEC2206M1X	2.900 - 3.200	45	170
	ESF4035M5X	6.150	109	88	400/3/50	3 1/2	2,6	ECF4035M5X	1/2	3/4	<5	10,0	13,9	EEC2236M1X	2.900 - 5.490	45	170
500	ESF5040M5X	7.400	135	105	400/3/50	4	3	ECF5040M5X	1/2	7/8	<5,5	11,6	16,3	EEC2316M1X	3.270 - 5.600	45	200

i If the equipment is to operate in a working range between 0 and -5 °C, please consult the technical office.

-20 °C -25 °C ÷ -15 °C		Refrigeration capacity	°C EXT	°C EXT	⚡	Compressor		Model UC.	Liq	Suct	R-449A	Nominal consumption	Max. load current	Evap. model	Flow condens. evapora.	Noise level	Weight
Series	Model					W	m³										
100	ESF1005L1X*	650	4	3	230/1/50	3/4	0,5	ECF1005L1X	3/8	5/8	<2	3,2	4,5	EEC3000L1X	1.100 - 440	32	62
	ESF1007L1X*	800	5	4	230/1/50	1	0,7	ECF1007L1X	3/8	5/8	<2	4,3	5,8	EEC3001L1X	1.100 - 1.300	32	62
	ESF1010L1X*	950	6	5	230/1/50	1	0,7	ECF1010L1X	3/8	5/8	<2	5,1	6,7	EEC3001L1X	1.030 - 1.300	32	67
	ESF1015L1X*	1.200	9	6	230/1/50	1 1/2	1,1	ECF1015L1X	3/8	5/8	<2	6,5	9,2	EEC3001L1X	1.030 - 1.300	32	67
200	ESF2015L1X*	1.280	11	8	230/1/50	1 1/2	1,1	ECF2015L1X	3/8	5/8	<2,5	7,3	10,2	EEC3002L1X	1.370 - 3.000	40	88
	ESF2017L5T**	1.341	15	10	400/3/50	1 3/4	1,3	ECF2017L5T	3/8	5/8	<2,5	4,8	5,6	EEC3002L1T	1.370 - 3.000	42	93
300	ESF3017L5T**	1.620	22	15	400/3/50	2	1,5	ECF3017L5T	3/8	3/4	<3,5	5,3	6,1	EEC3003L1T	1.370 - 4.000	45	123
	ESF3020L5T**	2.218	27	19	400/3/50	2 1/2	1,8	ECF3020L5T	3/8	3/4	<3,5	6,9	8,9	EEC3003L1T	1.370 - 4.000	45	123
400	ESF4030L5X*	2.775	35	28	400/3/50	3	2,2	ECF4030L5X	1/2	3/4	<5	9,7	14,8	EEC2156L1X	2.900 - 3.670	45	170
	ESF4040L5X	3.425	52	40	400/3/50	4	2,9	ECF4040L5X	1/2	3/4	<5,5	11,8	17,0	EEC2206L1X	2.900 - 3.200	45	180
500	ESF5050L5X	4.325	76	56	400/3/50	5	3,7	ECF5050L5X	1/2	7/8	<5,5	13,6	20,5	EEC2236L1X	3.270 - 5.490	45	190
	ESF5060L5X	5.300	111	77	400/3/50	6	4,5	ECF5060L5X	1/2	1 1/8	<5,5	15,8	24,8	EEC2316L1X	3.270 - 5.600	45	220

* Available in R-452A

** Equipment with R-452A

i Calculation made for 10 m equivalent length.

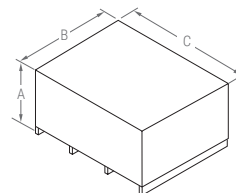
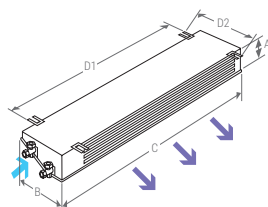
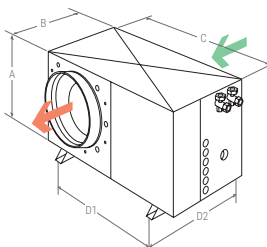
In the "SPLIT" units KIDE advises to install the drain pipe with syphon out of the coldroom. For freezer rooms the piping should be metallic.

Duct must always go connected to the fan (Max. 10 m).

DIMENSIONS

Series	COND.					EVAP.					
	A	B	C	D1	D2	Model	A	B	C	D1	D2
100	370	385	710	610	276	0L-0M	480	195	520	348	230
						1L	210	425	920	670	460
						1M	250	500	820	570	440
200	450	485	900	800	373	2L	250	500	1.310	1.050	460
						2M	250	500	1.200	950	460
300	500	485	900	800	373	3L	280	500	1.890	1.620	460
						3M	280	500	1.690	1.420	460
						L403	440	450	1.145	925	410
400	665	670	1.030	445	570	L404	440	450	1.145	925	410
						M425-30	440	450	1.145	925	410
						M435	440	450	1.595	1.375	410
500	915	750	1.050	480	630	L505	440	450	1.595	1.375	410
						L507	565	490	1.565	1.345	450
						M5	565	490	1.565	1.345	450

Series	U.C + EMB./PACK.				EVAP.+EMB./PACK.				
	A	B	C	kg	Model	A	B	C	kg
100	876	640	985	60	0L-0M	300	530	1.015	25
					1L	300	530	1.015	25
					1M	300	530	1.015	20
200	876	640	985	75	2L	300	530	1.395	35
					2M	300	530	1.395	30
300	876	640	985	90	3L	330	535	1.980	50
					3M	330	535	1.980	45
					L403	530	530	1.180	35
400	1.126	740	1.070	130	L404	530	530	1.180	40
					M425-30	530	530	1.180	40
					M435	530	530	1.630	50
500	1.136	1.000	1.350	180	L505	530	530	1.630	50
					L507	655	570	1.600	55
					M5	655	570	1.600	55



kide SPLIT 12°C

R-455A
R-454C

A2L

COMMERCIAL EQUIPMENT

WORK ROOMS

ESF  HIGH TEMPERATURE



Commercial split refrigeration units for small volume cold storage rooms, with centrifugal fan, specially designed for food handling and processing rooms, antechambers and loading areas. For high temperature applications.

GENERAL CHARACTERISTICS

- Pre-charged with refrigerant (Max. length 10 m).
- Hermetic compressor.
- Service valves (Series 200 - 300).
- Liquid receptacle.
- Ceramic filter dryer.
- Liquid sight glass.
- High and low pressure switch.
- Condensation control by pressure switch.
- Probe alert "dirty condenser".
- Centrifuge fan in the condenser (Max. length 10m, min. diameter, 315 mm Series 200-300 and 300x260 mm Series 400).
- Thermostatic expansion valve in the evaporator.
- Solenoid valve is shipped loose for fitting to the evaporator.
- Automatic defrosting by heating element.
- Double flow type evaporator with nitrogen with low air flow.
- Cable for light (3 m) (Series 200 - 300).
- Electrical interconnection (3) evaporator (10 m) (Series 200 - 300).
- Remote multifunctional electronic control (5 m) (Series 200 - 300).
- Cable for light (3 m) (Series 200-300).
- Voltage protector in three-phase version.
- Air extraction fan.
- Watertight electrical panel.

OPTIONS

Winter Kit

Two-unit synchronised defrost system (supplement per unit)

Voltage protector (single-phase version)

Anti-corrosion treatment on condenser

Anti-corrosion treatment on evaporator coil

Exhaust air duct (series 200-300)

Independent electrical panel. See page 171

Time control

Evaporator condensate pump (max. Pumping height 1.5 m)

Anti-corrosive treatment for the condenser unit furniture

ACCESSORIES

Rotation / failure system for two units

Humidifier external to the equipment and control

Xwzb monitoring and control system. See page 71

ELECTRONIC CONTROLLER

KIDE-Split units incorporate the advanced XW60K-2DI electronic controller as standard.

- Temperature control with maximum and minimum temperature recordings.
- "Jet Cool" function for rapid cooling
- Intelligent defrost.



CALCULATION BASIS - Pag. 12

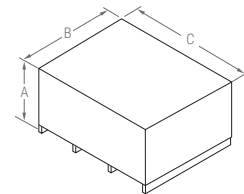
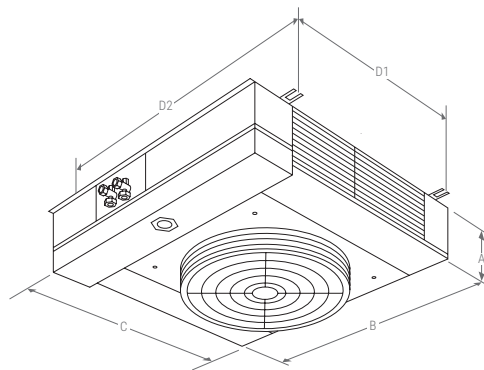
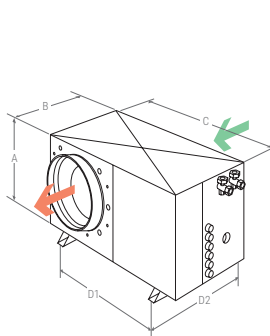
12 °C +10°C ÷ 15 °C		Refrigeration capacity W	°C EXT m³	°C EXT m³	⚡	Compressor		Model UC.	Liq	Suct	R-455A*	Nominal consumption A	Max. load current A	Evap. model	Flow	Noise level dBA	Weight kg
Series	Model					condens. evapora. m³/h											
200	ESF2007H1G	2.130	27	20	230/1/50	3/4	0,5	ECF2007H1G	3/8	1/2	<2,5	5,8	8,0	EEP4084W1G	1.040 - 1.590	25	100
300	ESF3008H1G	2.810	41	30	230/1/50	1	0,7	ECF3008H1G	3/8	1/2	<3,5	6,9	9,7	EEP4094W1G	1.200 - 1.380	28	110
400	ESF4015H1G	3.850	56	45	230/1/50	1 1/2	1,1	ECF4015H1G	1/2	5/8	<4	12,9	17,1	EEP4094W1G	1.200 - 1.380	30	135
	ESF4020H5G	5.100	96	76	400/3/50	2	1,5	ECF4020H5G	1/2	3/4	<4	7,9	11,6	EEP4154W1G	3.220 - 3.180	30	135
500	ESF5030H5G	6.850	135	108	400/3/50	3	2,2	ECF5030H5G	1/2	3/4	<4,4	10,2	15,1	EEP4214W1G	5.200 - 2.400	32	155

* Available in R-454C refrigerant.

DIMENSIONS


Series	COND.					EVAP.					
	A	B	C	D1	D2	Model	A	B	C	D1	D2
200	450	485	900	800	373	EEP4084	284	853	796	582	810
300	500	485	900	800	373	EEP4094	310	853	796	582	810
400	665	670	1.030	445	570	EEP4094	310	853	796	582	810
						EEP4154	307	853	1.612	1.382	810
500	915	750	1.050	480	630	EEP4214	310	848	1.900	1.731	790

Series	U.C + EMB./PACK.				EVAP.+EMB./PACK.				
	A	B	C	kg	Model	A	B	C	kg
200	867	640	985	75	EEP4084	315	940	1.330	32
300	867	640	985	90	EEP4094	315	940	1.330	35
400	1.126	740	1.070	130	EEP4094	315	940	1.330	35
					EEP4154	315	940	1.330	55
500	1.136	1.000	1.350	180	EEP4214	315	940	1.730	65



COMMERCIAL EQUIPMENT

WORK ROOMS



Commercial split refrigeration units for small volume cold storage rooms, with centrifugal fan, specially designed for food handling and processing rooms, antechambers and loading areas. For high temperature applications.

GENERAL CHARACTERISTICS

- Pre-charged with refrigerant (Max. length 10 m).
- Hermetic compressor.
- Service valves (Series 200 - 300).
- Liquid receptacle.
- Ceramic filter dryer.
- Liquid sight glass.
- High and low pressure switch.
- Condensation control by pressure switch.
- Probe alert "dirty condenser".
- Centrifuge fan in the condenser (Max. length 10 m, min. diameter, 315 mm Series 200 - 300 and 300x260 mm Series 400).
- Thermostatic expansion valve in the evaporator.
- Solenoid valve is shipped loose for fitting to the evaporator.
- Automatic air defrosting.
- Double flow type evaporator with nitrogen with low air flow.
- Electrical supply cable (3 m) (Series 200 - 300).
- Electrical interconnection (3) evaporator (10 m) (Series 200 - 300).
- Remote multifunctional electronic control (5 m) (Series 200 - 300).
- Cable for light (3 m) (Series 200-300).
- Voltage protector in three-phase version.

OPTIONS

Winter Kit	Independent electrical panel. See page 171
Two-unit synchronised defrost system (supplement per unit)	Time control
Voltage protector (single-phase version)	Evaporator condensate pump (max. Pumping height 1.5 m)
Anti-corrosion treatment on condenser	Other voltages and 60 Hz
Anti-corrosion treatment on evaporator coil	Anti-corrosive treatment for the condenser unit furniture
Exhaust air duct (series 200-300)	

ACCESSORIES

Rotation / failure system for two units	Xwzb monitoring and control system. See page 71
Humidifier external to the equipment and control	

ELECTRONIC CONTROLLER

KIDE-Split units incorporate the advanced XW60K-2DI electronic controller as standard.

- Temperature control with maximum and minimum temperature recordings.
- "Jet Cool" function for rapid cooling
- Intelligent defrost.

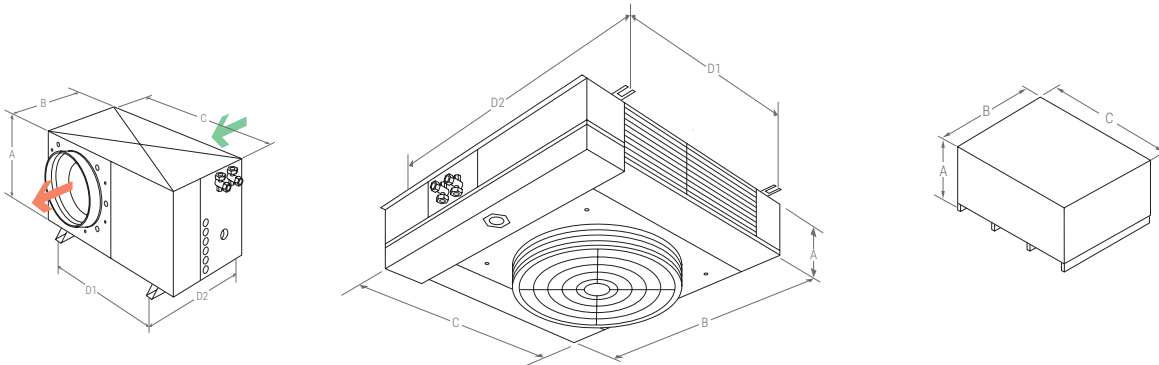


12 °C +10°C ÷ 15 °C		Refrigeration capacity W	°C EXT m³	°C EXT m³	⚡	Compressor		Model UC.	Liq	Suct	R-449A kg	Nominal consumption A	Max. load current A	Evap. model	Flow condens. evapora. m³/h	Noise level dBA	Weight kg
Series	Model					HP	kW										
200	ESF2007H1X	1.900	22	17	230/1/50	3/4	0,5	ECF2007H1X	3/8	1/2	<2,5	5,1	6,4	EEP4084W1X	1.040 - 1.590	25	100
300	ESF3008H1X	2.400	29	25	230/1/50	1	0,7	ECF3008H1X	3/8	1/2	<3,5	6,1	7,5	EEP4094W1X	1.200 - 1.380	28	110
400	ESF4015H1X	3.300	48	36	230/1/50	1 1/2	1,1	ECF4015H1X	3/8	1/2	<4	12,1	13,9	EEP4094W1X	1.200 - 1.380	30	135
	ESF4020H5X	5.100	96	76	400/3/50	2	1,5	ECF4020H5X	3/8	3/4	<4	7,9	11,6	EEP4154W1X	3.220 - 3.180	30	135
500	ESF5030H5X	6.850	135	108	400/3/50	3	2,2	ECF5030H5X	1/2	3/4	<4,5	10,2	15,1	EEP4214W1X	5.200 - 2.400	32	155

DIMENSIONS

Series	COND.					EVAP.					
	A	B	C	D1	D2	Model	A	B	C	D1	D2
200	450	485	900	800	373	EEP4084	284	853	796	582	810
300	500	485	900	800	373	EEP4094	310	853	796	582	810
400	665	670	1.030	445	570	EEP4094	310	853	796	582	810
						EEP4154	307	853	1.612	1.382	810
500	915	750	1.050	480	630	EEP4214	310	848	1.900	1.731	790

Series	U.C + EMB./PACK.				EVAP.+EMB./PACK.				
	A	B	C	kg	Model	A	B	C	kg
200	867	640	985	75	EEP4084	315	940	1.330	32
300	867	640	985	90	EEP4094	315	940	1.330	35
400	1.126	740	1.070	130	EEP4094	315	940	1.330	35
					EEP4154	315	940	1.330	55
500	1.136	1.000	1.350	180	EEP4214	315	940	1.730	65



kide SPLIT

-20°C 0°C

SILENT

R-455A
R-454C

A2L

COMMERCIAL EQUIPMENT

SILENT SPLIT

ESS



Silent commercial split refrigeration units for small and medium volume cold storage rooms in medium and low temperature applications.



GENERAL CHARACTERISTICS

- Pre-charged with refrigerant R-455A (Max. length 10 m).
- Scroll compressor in the three-phase units soundproof compartment and separated from the air flow.
- Hermetic compressor on single phase units.
- Oversized condenser coil with low speed fans.
- Service valves (Series 100 - 200 - 300).
- Liquid receiver.
- Ceramic filter dryer.
- Liquid sight glass.
- High and low pressure switch.
- Condensation control by pressure switch.
- Probe alert "dirty condenser".
- Thermostatic expansion valve in the evaporator.
- Solenoid valve in the evaporator.
- Automatic defrosting by heating element.
- Drainpipe heating element in low T^a (2 m).
- Ceiling type evaporator with nitrogen (Series 100 - 200 - 300).
- Electrical supply cable (3 m) (Series 100 - 200 - 300).
- Electrical interconnection (2) evaporator (10 m) (Series 100 - 200 - 300).
- Remote multifunctional electronic control (5 m) (Series 100 - 200 - 300).
- Cable for light (3 m) (Series 100-200-300).
- Voltage protector.
- Magnetothermic protection (three-phase units).
- Watertight electrical panel.
- Air extraction fan.
- Liquid injection in 400-500 series.

OPTIONS

Winter Kit

Two-unit synchronised defrost system (supplement per unit)

Anti-corrosion treatment on condenser

Anti-corrosion treatment on evaporator coil

Oil separator (except series 100)

Time control

Voltage protector (single-phase version)

Anti-corrosive treatment for the condenser unit furniture

Cubic evaporator (100-200-300 series)

ACCESSORIES

Rotation / failure system for two units

Humidifier external to the equipment and control

Xw3b monitoring and control system. See page 71

ELECTRONIC CONTROLLER

KIDE-Split units incorporate the advanced XW60K-2DI electronic controller as standard.

- Temperature control with maximum and minimum temperature recordings.
- "Jet Cool" function for rapid cooling
- Intelligent defrost.



0 °C -5 °C ÷ 10 °C		Refrigeration capacity	°C EXT	°C EXT	⚡	Compressor		Model UC.	Liq	Suct	R-455A*	Nominal consumption	Max. load current	Evap. model	Flow condens. evapora.	Noise level	Weight
Series	Model					W	m³										
100	ESS1007M1G	1.475	12	9	230/1/50	1	0,7	ECS1007M1G	3/8	1/2	<2	6,1	8,9	EEC3001M1G	730 - 1.000	25	70
200	ESS2010M1G	1.750	16	14	230/1/50	1 1/4	0,9	ECS2010M1G	3/8	5/8	<2,5	8,5	10,5	EEC3002M1G	1.040 - 2.000	28	85
300	ESS3020M5G	3.100	40	32	400/3/50	2	1,5	ECS3020M5G	3/8	3/4	<4	5,2	8,9	EEC3003M1G	1.590 - 3.000	30	110
400	ESS4025M5G	4.300	65	50	400/3/50	2 1/2	1,7	ECS4025M5G	1/2	3/4	<5	5,4	8,5	EEC2206M1G	4.540 - 3.200	32	155
	ESS4030M5G	5.020	86	67	400/3/50	3	2,2	ECS4030M5G	1/2	3/4	<5	6,4	8,6	EEC2236M1G	3.220 - 5.490	32	155
500	ESS5040M5G	7.150	130	100	400/3/50	4	3	ECS5040M5G	1/2	7/8	<4,5	7,3	12	EEC2316M1G	4.540 - 5.600	32	180

i If the equipment is to operate in a working range between 0 and -5 °C, please consult the technical office.

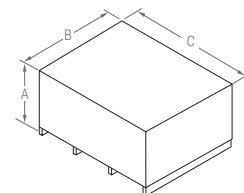
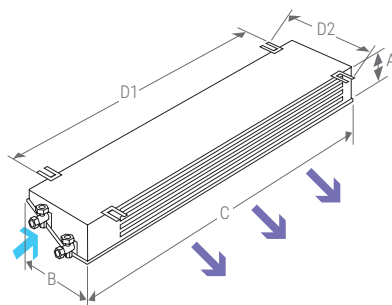
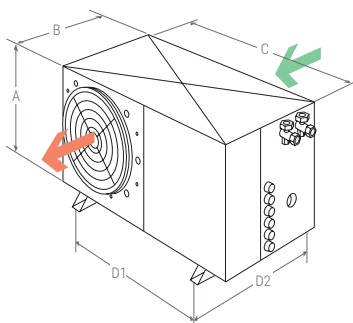
-20 °C -25 °C ÷ -15 °C		Refrigeration capacity	°C EXT	°C EXT	⚡	Compressor		Model UC.	Liq	Suct	R-455A*	Nominal consumption	Max. load current	Evap. model	Flow condens. evapora.	Noise level	Weight
Series	Model					W	m³										
100	ESS1010L1G	850	5	4	230/1/50	3/4	0,5	ECS1010L1G	3/8	5/8	<2	5,0	7,2	EEC3001L1G	730 - 1.300	28	60
200	ESS2015L1G	1.350	15	10	230/1/50	1 3/4	1,3	ECS2015L1G	3/8	5/8	<2,5	7,3	10,7	EEC3002L1G	1.040 - 3.000	30	90
300	ESS3020L5G	2.375	29	21	400/3/50	2 1/2	1,8	ECS3020L5G	3/8	3/4	<4	5,9	7,8	EEC3003L1G	1.590 - 4.000	32	115
400	ESS4030L5G	2.840	36	28	400/3/50	3	2,2	ECS4030L5G	1/2	3/4	<5	6,5	11,6	EEC2156L1G	4.540 - 3.670	32	150
	ESS4040L5G	3.605	47	34	400/3/50	4	3	ECS4040L5G	1/2	3/4	<5	8,6	13,8	ECC2206L1G	4.540 - 3.200	32	155
500	ESS5050L5G	4.325	76	56	400/3/50	5	3,7	ECS5050L5G	1/2	7/8	<5,5	9,8	16,8	EEC2236L1G	4.540 - 5.490	32	170
	ESS5060L5G	5.300	111	77	400/3/50	6	4,7	ECS5060L5G	1/2	1 1/8	<5,5	11,5	20,5	EEC2316L1G	4.540 - 5.600	32	200

* Available in R-454C refrigerant.

DIMENSIONS

Series	COND.					EVAP.					
	A	B	C	D1	D2	Model	A	B	C	D1	D2
100	405	460	755	338	390	1L	210	425	920	670	460
						1M	250	500	820	570	440
200	500	570	950	570	500	2L	250	500	1.310	1.050	460
						2M	250	500	1.200	950	460
300	500	610	955	570	500	3L	280	500	1.890	1.620	460
						3M	280	500	1.690	1.420	460
400	665	670	1.030	445	570	L403	440	450	1.145	925	410
						L404	440	450	1.595	1.375	410
						M425-30	440	450	1.145	1.375	410
500	915	750	1.050	480	630	L505	440	450	1.595	1.375	410
						L506	565	490	1.565	1.345	450
						M5	565	490	1.565	1.345	450

Series	U.C + EMB./PACK.				EVAP+EMB./PACK.				
	A	B	C	kg	Model	A	B	C	kg
100	785	480	420	60	1L	300	530	1.015	25
					1M	300	530	1.015	20
200	876	640	985	75	2L	300	530	1.395	35
					2M	300	530	1.395	30
300	876	640	985	90	3L	330	535	1.980	50
					3M	330	535	1.980	45
400	1.126	740	1.070	130	L403	530	530	1.180	35
					L404	530	530	1.180	40
					M425-30	530	530	1.180	40
500	1.136	1.000	1.350	180	L505	530	530	1.630	50
					L507	655	570	1.600	55
					M5	655	570	1.600	55



kide SPLIT

12 °C

SILENT

R-455A
R-454C

A2L

COMMERCIAL EQUIPMENT

WORK ROOMS

ESS  HIGH TEMPERATURE



Silent split refrigeration units specially designed for food handling and processing rooms, antechambers and loading areas, for use in high temperature applications.

GENERAL CHARACTERISTICS

- Pre-charged with refrigerant (Max. length 10 m).
- Hermetic compressor / scroll.
- Service valves (Series 100 - 200 - 300).
- Liquid receiver.
- Ceramic filter dryer.
- Liquid sight glass.
- High and low pressure switch.
- Condensation control by pressure switch.
- Probe alert "dirty condenser".
- Thermostatic expansion valve in the evaporator.
- Solenoid valve is shipped loose for fitting to the evaporator.
- Automatic air defrosting.
- Double flow type evaporator with nitrogen with low air flow.
- Electrical supply cable (3 m) (Series 100 - 200 - 300).
- Electrical interconnection (3) evaporator (10 m) (Series 100 - 200 - 300).
- Remote multifunctional electronic control (5 m) (Series 100 - 200 - 300).
- Cable for light (3 m) (Series 100-200-300).
- Voltage protector in three-phase version.
- Air extraction fan.
- Watertight electrical panel.
- Oversized condenser coil with low speed fans.
- Liquid injection in 400-500 series.

OPTIONS

Winter Kit

Two-unit synchronised defrost system (supplement per unit)

Evaporator condensate pump (max. Pumping height 1.5 m)

Anti-corrosion treatment on condenser

Anti-corrosion treatment on evaporator coil

Oil separator

Voltage protector (single-phase version)

Time control

Anti-corrosive treatment for the condenser unit furniture

ACCESSORIES

Rotation / failure system for two units

Humidifier external to the equipment and control (cooling)

Xw2b monitoring and control system. See page 71

ELECTRONIC CONTROLLER

KIDE-Split units incorporate the advanced XW60K-2DI electronic controller as standard.

- Temperature control with maximum and minimum temperature recordings.
- "Jet Cool" function for rapid cooling
- Intelligent defrost.



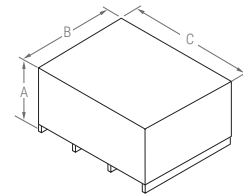
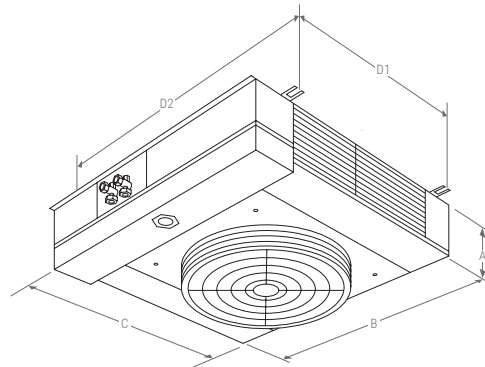
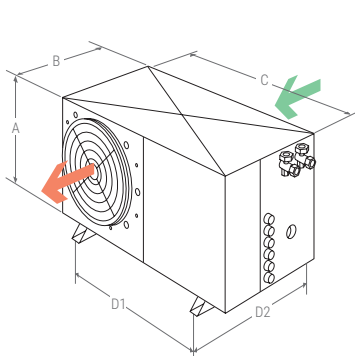
12 °C +10°C ÷ 15 °C		Refrigeration capacity W	°C EXT m³	°C EXT m³	⚡	Compressor		Model UC.	Liq	Suct	R-455A*	Nominal consumption A	Max. load current A	Evap. model	Flow condens. evapora. m³/h	Noise level dBA	Weight kg
Series	Model					HP	kW										
200	ESS2007H1G	2.130	27	20	230/1/50	3/4	0,5	ECS2007H1G	3/8	1/2	<2,5	4,9	7,1	EEP4084W1G	1.040 - 1.590	25	100
300	ESS3008H1G	2.810	41	30	230/1/50	1	0,7	ECS3008H1G	3/8	1/2	<3,5	6,1	8,9	EEP4094W1G	1.200 - 1.380	28	110
400	ESS4015H1G	3.850	56	45	230/1/50	1 1/2	1,1	ECS4015H1G	1/2	5/8	<4	9,7	14	EEP4154W1G	3.220 - 1.380	30	135
	ESS4020H5G	4.940	88	72	400/3/50	2	1,5	ECS4020H5G	1/2	3/4	<4	4,8	8,5	EEP4154W1G	3.220 - 3.180	30	135
500	ESS5030H5G	6.690	128	103	400/3/50	3	2,2	ECS5030H5G	1/2	3/4	<4,5	6,5	11,4	EEP4214W1G	5.200 - 2.400	32	155

* Available in R-454C refrigerant.

DIMENSIONS

Series	COND.					EVAP.					
	A	B	C	D1	D2	Model	A	B	C	D1	D2
200	500	570	950	570	500	EEP4084	284	853	796	582	810
300	500	610	955	570	500	EEP4094	310	853	796	582	810
400	665	670	1.030	455	570	EEP4154	307	853	1.612	1.382	810
						EEP4154	307	853	1.612	1.382	810
500	750	1.050	480	630	500	EEP4214	310	848	1.900	1.731	790

Series	U.C + EMB./PACK.				EVAP.+EMB./PACK.				
	A	B	C	kg	Model	A	B	C	kg
200	876	640	985	75	EEP4084	315	940	1.330	32
300	876	640	985	90	EEP4094	315	940	1.330	35
400	1.126	640	1.070	130	EEP4094	315	940	1.330	35
	1.126	640	1.070	130	EEP4154	315	940	1.330	55
500	1.136	1.000	1.350	180	EEP4214	315	940	1.730	65



kide SPLIT

-20°C 0°C

SILENT

R-449A

COMMERCIAL EQUIPMENT

SILENT SPLIT

ESS



Silent commercial split refrigeration units for small and medium volume cold storage rooms in medium and low temperature applications.



GENERAL CHARACTERISTICS

- Pre-charged with refrigerant R-449A (Max. length 10 m).
- Scroll compressor in the three-phase units soundproof compartment and separated from the air flow.
- Hermetic compressor on single phase units.
- Low temperature with liquid injection in scroll compressor units.
- Oversized condenser coil with low speed fans.
- Service valves (Series 100 - 200 - 300).
- Liquid receiver.
- Ceramic filter dryer.
- Liquid sight glass.
- High and low pressure switch.
- Condensation control by pressure switch.
- Probe alert "dirty condenser".
- Thermostatic expansion valve in the evaporator.
- Solenoid valve in the evaporator.
- Automatic defrosting by heating element.
- Drainpipe heating element in low T^a (2 m).
- Ceiling type evaporator with nitrogen (Series 100 - 200 - 300).
- Cubic evaporator with nitrogen (Series 400 - 500).
- Electrical supply cable (3 m) (Series 100 - 200 - 300).
- Electrical interconnection (2) evaporator (10 m) (Series 100 - 200 - 300).
- Remote multifunctional electronic control (5 m) (Series 100 - 200 - 300).
- Cable for light (3 m) (Series 100-200-300).
- Voltage protector.
- Magnetothermic protection (three-phase units).
- Liquid injection in 400-500 series.

OPTIONS

Winter Kit

Two-unit synchronised defrost system (supplement per unit)

Anti-corrosion treatment on condenser

Anti-corrosion treatment on evaporator coil

Oil separator (except series 100)

Voltage protector (single-phase version)

Time control

Cubic evaporator (100-200-300 series)

Other voltages and 60 Hz

Anti-corrosive treatment for the condenser unit furniture

ACCESSORIES

Rotation / failure system for two units

Humidifier external to the equipment and control (cooling)

Xw2b monitoring and control system. See page 71

ELECTRONIC CONTROLLER

KIDE-Split units incorporate the advanced XW60K-2DI electronic controller as standard.

- Temperature control with maximum and minimum temperature recordings.
- "Jet Cool" function for rapid cooling
- Intelligent defrost.



0 °C -5 °C ÷ +10 °C		Refrigeration capacity	°C EXT	°C EXT	⚡	Compressor		Model UC.	Liq	Suct	R-449A	Nominal consumption	Max. load current	Evap. model	Flow condens. evapora.	Noise level	Weight
Series	Model					W	m³										
100	ESS1007M1X	1.340	12	9	230/1/50	3/4	0,5	ECS1007M1X	3/8	1/2	<2	4,3	5,7	EEC3001M1X	730 - 1.000	25	60
200	ESS2010M1X	1.975	20	17	230/1/50	1 1/4	0,9	ECS2010M1X	3/8	5/8	<2,5	7,4	9,6	EEC3022M1X	1.040 - 2.000	28	85
300	ESS3020M5X	3.540	45	37	400/3/50	2	1,5	ECS3020M5X	3/8	3/4	<4	5,2	8,9	EEC3003M1X	1.590 - 3.000	30	110
400	ESS4025M5X	4.250	65	50	400/3/50	2 1/2	1,7	ECS4025M5X	1/2	3/4	<5	5,4	8,5	EEC2206M1X	4.540 - 3.200	32	150
	ESS4030M5X	4.950	86	67	400/3/50	3	2,2	ECS4030M5X	1/2	3/4	<5	6,4	8,6	EEC2236M1X	3.220 - 5.490	32	155
500	ESS5040M5X	7.400	135	105	400/3/50	4	3	ECS5040M5X	1/2	7/8	<5,5	7,3	12	EEC2316M1X	4.540 - 5.600	32	180

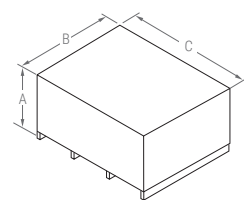
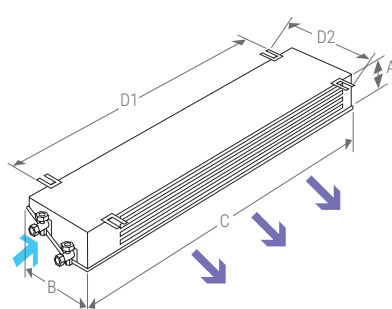
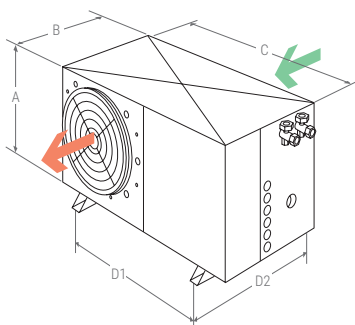
i If the equipment is to operate in a working range between 0 and -5 °C, please consult the technical office.

-20 °C -25 °C ÷ -15 °C		Refrigeration capacity	°C EXT	°C EXT	⚡	Compressor		Model UC.	Liq	Suct	R-449A	Nominal consumption	Max. load current	Evap. model	Flow condens. evapora.	Noise level	Weight
Series	Model					W	m³										
100	ESS1010L1X	950	6	5	230/1/50	1	0,7	ECS1010L1X	3/8	5/8	<2	4,7	6,3	EEC3001L1X	730 - 1.300	28	60
200	ESS2015L1X	1.280	11	8	230/1/50	1 1/2	1,1	ECS2015L1X	3/8	5/8	<2,5	6,5	9,4	EEC3002L1X	1.040 - 3.000	30	90
300	ESS3020L5X	1.790	22	15	400/3/50	2	1,5	ECS3020L5X	3/8	3/4	<4	5,5	7,8	EEC3003L1X	1.590 - 4.000	32	115
400	ESS4030L5X	2.775	35	28	400/3/50	3	2,2	ECS4030L5X	1/2	3/4	<5	6,5	11,6	EEC2156L1X	3.220 - 3.670	32	155
	ESS4040L5X	3.425	52	40	400/3/50	4	2,9	ECS4040L5X	1/2	3/4	<5	8,6	13,8	ECC2206L1X	3.220 - 5.490	32	160
500	ESS5050L5X	4.325	76	56	400/3/50	5	3,7	ECS5050L5X	1/2	7/8	<5,5	9,8	16,7	EEC2236L1X	4.540 - 5.490	32	170
	ESS5060L5X	5.300	111	77	400/3/50	6	4,5	ECS5060L5X	1/2	1 1/8	<5,5	11,5	20,5	EEC2316L1X	4.540 - 5.600	32	200

DIMENSIONS

Series	COND.					EVAP.					
	A	B	C	D1	D2	Model	A	B	C	D1	D2
100	405	460	755	338	390	1L	210	425	920	670	460
						1M	250	500	820	570	440
200	500	570	950	570	500	2L	250	500	1.310	1.050	460
						2M	250	500	1.200	950	460
300	500	610	955	570	500	3L	280	500	1.890	1.620	460
						3M	280	500	1.690	1.420	460
400	665	670	1.030	445	570	L403	440	450	1.145	925	410
						L404	440	450	1.595	1.375	410
						M425-30	440	450	1.145	1.375	410
500	915	750	1.050	480	630	L505	440	450	1.595	1.375	410
						L506	565	490	1.565	1.345	450
						M5	565	490	1.565	1.345	450

Series	U.C + EMB./PACK.				EVAP+EMB./PACK.				
	A	B	C	kg	Model	A	B	C	kg
100	785	480	420	60	1L	300	530	1.015	25
					1M	300	530	1.015	20
200	876	640	985	75	2L	300	530	1.395	35
					2M	300	530	1.395	30
300	876	640	985	90	3L	330	535	1.980	50
					3M	330	535	1.980	45
400	1.126	740	1.070	130	L403	530	530	1.180	35
					L404	530	530	1.180	40
					M425-30	530	530	1.180	40
500	1.136	1.000	1.350	180	L505	530	530	1.630	50
					L507	655	570	1.600	55
					M5	655	570	1.600	55





12 °C



R-449A

COMMERCIAL EQUIPMENT

WORK ROOMS



Silent split refrigeration units specially designed for food handling and processing rooms, antechambers and loading areas, for use in high temperature applications.

GENERAL CHARACTERISTICS

- Pre-charged with refrigerant R-449A (Max. length 10 m).
- Scroll compressor in the three-phase units soundproof compartment and separated from the air flow.
- Hermetic compressor on single phase units.
- Oversized condenser coil with low speed fans.
- Service valves (Series 100 - 200 - 300).
- Liquid receiver.
- Ceramic filter dryer.
- Liquid sight glass.
- High and low pressure switch.
- Condensation control by pressure switch.
- Probe alert "dirty condenser".
- Thermostatic expansion valve in the evaporator.
- Solenoid valve is shipped loose for fitting to the evaporator.
- Automatic air defrosting.
- Low-speed dual discharge evaporator filled with nitrogen (in high temperature).
- Electrical supply cable (3 m) (Series 100 - 200 - 300).
- Electrical interconnection (2) evaporator (10 m) (Series 100 - 200 - 300).
- Remote multifunctional electronic control (5 m) (Series 200 - 300).
- Cable for light (3 m) (Series 200-300).
- Voltage protector.
- Magnetothermic protection (three-phase units).

OPTIONS

Winter Kit

Two-unit synchronised defrost system (supplement per unit)

Anti-corrosion treatment on condenser

Anti-corrosion treatment on evaporator coil

Oil separator (except series 100)

Voltage protector (single-phase version)

Time control

Cubic evaporator (100-200-300 series)

Other voltages and 60 Hz

Anti-corrosive treatment for the condenser unit furniture

ACCESSORIES

Rotation / failure system for two units

Humidifier external to the equipment and control

Xwzb monitoring and control system. See page 71

ELECTRONIC CONTROLLER

KIDE-Split units incorporate the advanced XW60K-2DI electronic controller as standard.

- Temperature control with maximum and minimum temperature recordings.
- "Jet Cool" function for rapid cooling
- Intelligent defrost.

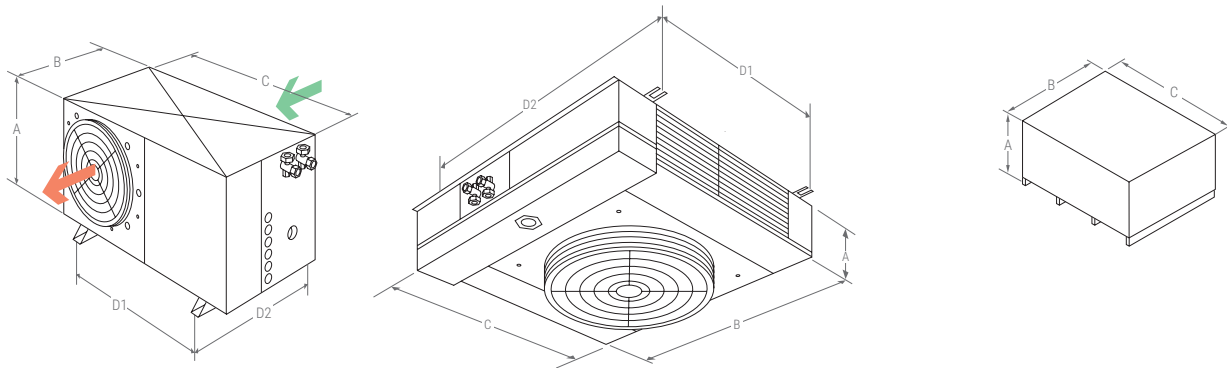


		12 °C +10°C ÷ 15 °C		Refrigeration capacity	°C EXT	°C EXT	⚡	Compressor		Model UC.	Liq	Suct	R-449A	Nominal consumption	Max. load current	Evap. model	Flow condens. evapora.	Noise level	Weight
Series	Model	W	m³					m³	HP										
200	ESS2007H1X	1.900	22	17	230/1/50	3/4	0,5	ECS2007H1X	3/8	1/2	<2,5	4,3	5,6	EEP4084W1X	1.040 - 1.590	25	100		
300	ESS3008H1X	2.400	29	25	230/1/50	1	0,7	ECS3008H1X	3/8	1/2	<3,5	5,4	6,8	EEP4094W1X	1.590 - 1.590	28	110		
400	ESS4015H1X	3.300	48	36	230/1/50	1 1/2	1,1	ECS4015H1X	1/2	5/8	<4	8,9	10,7	EEP4154W1X	1.200 - 1.380	29	135		
	ESS4020H5X	5.100	96	76	400/3/50	2	1,5	ECS4020H5X	1/2	3/4	<4	4,8	8,5	EEP4154W1X	3.220 - 3.180	30	135		
500	ESS5030H5X	6.850	135	108	400/3/50	3	2,2	ECS5030H5X	1/2	3/4	<4,5	6,5	11,4	EEP4214W1X	3.220 - 3.180	32	155		

DIMENSIONS

Series	COND.					EVAP.					
	A	B	C	D1	D2	Model	A	B	C	D1	D2
200	500	570	950	570	500	EEP4084	284	853	796	582	810
300	500	610	955	570	500	EEP4094	310	853	796	582	810
400	670	620	1.040	500	500	EEP4154	307	853	1.612	1.382	810
	670	620	1.040	500	500	EEP4154	307	853	1.612	1.382	810
500	950	600	1.040	500	500	EEP4214	310	848	1.900	1.731	790

Series	U.C + EMB./PACK.				EVAP.+EMB./PACK.				
	A	B	C	kg	Model	A	B	C	kg
200	876	640	985	75	EEP4084	315	940	1.330	32
300	876	640	985	90	EEP4094	315	940	1.330	35
400	1.126	640	1.070	100	EEP4154	315	940	1.330	35
	1.126	640	1.070	100	EEP4154	315	940	1.330	55
500	1.126	640	1.070	100	EEP4214	315	940	1.730	65



COMMERCIAL EQUIPMENT

EA

ACCESSORIES

Watertight light point with energy-saving LED bulb



Door micro switch



For ESP: see our catalogue at
"Alarm and temperature control systems".

Temperature recorder



Rest. EU

EAR1 (1 serv.)

EAR2 (4 serv. 4 probes included)
(EN 12830)



FOR MORE ACCESSORIES PLEASE
CONTACT KIDE

Tel.: + 34 946 036 200
kide@kide.com

MONITORING AND CONTROL SYSTEM



- Remote monitoring and control system for commercial and industrial refrigeration installations (in real time).



- Based on Web server technology.



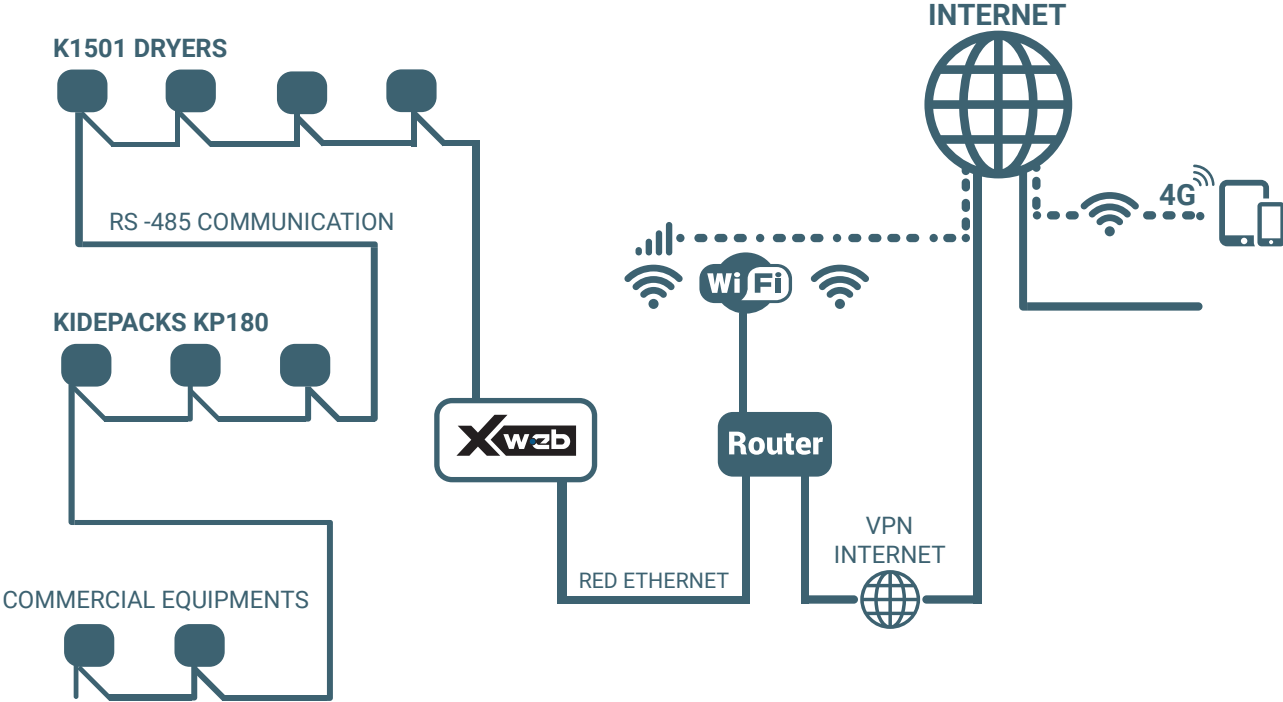
- Simple, easy installation.



- Compatible with equipment from different manufacturers.



- Complies with Standard EN 12830 for temperature recorders* and HACCP food safety certification.



GENERAL CHARACTERISTICS



Management of multiple users with tiered access levels and simultaneous access by multiple users.



Real-time monitoring and remote management of equipment operation.



Responsive web interface for access from PC or mobile devices.



Management of alarms and warnings at different levels. Instant alerts by email and/or SMS.



Storage of historical data (recording of all variables – temperatures, humidity, pressures, machine operating states, etc.) with multivariable graphs (no limit to the number of variables to be graphed).



Generation of HACCP CSV or PDF reports with the data of the desired equipment and the desired time interval.



Available languages:

German	French	Portuguese
Greek	Italian	Turkish
English	Dutch	Russian
Spanish	Polish	Chinese


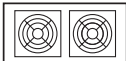
TECHNOLOGY AT THE SERVICE OF EVERYONE

- Plug & Play installation with 3G/4G, Wi-Fi, Ethernet connectivity.
- Intelligent programming of setpoints and operating status of equipment (switching equipment on or off, forcing defrosting, changing setpoints, etc.).
- Data push - Uploading data to cloud. Possibility of setting up the XWEB to constantly upload data to a server.
- Task-programming calendar: Programming of machine functions, switching on, switching off, defrosting; programming of sending reports via e-mail.
- Consumption and performance analysis of the installation (consumption analysers not included).
- Installation layout: Creation of customised screens tailored to client.

LATEST UPDATES

- Connectivity: Option for Wi-Fi connection (Wi-Fi Dongle).
- Processor: Improved graphics and faster uploads (improvements for the creation of layouts).
- Improved high-speed data acquisition: Improves minimum sampling time and data acquisition accuracy.
- Security: Data encryption and protection against vulnerabilities and cyber-attacks.
- Enhanced alarm delivery: In addition to sending alarms, it is now possible to send a report on the status of the desired variables before and after the alarm occurs.
- Installation layout: Creation of customised screens tailored to client.
- Electrical hardware upgrades. UL compliant.

RANGE

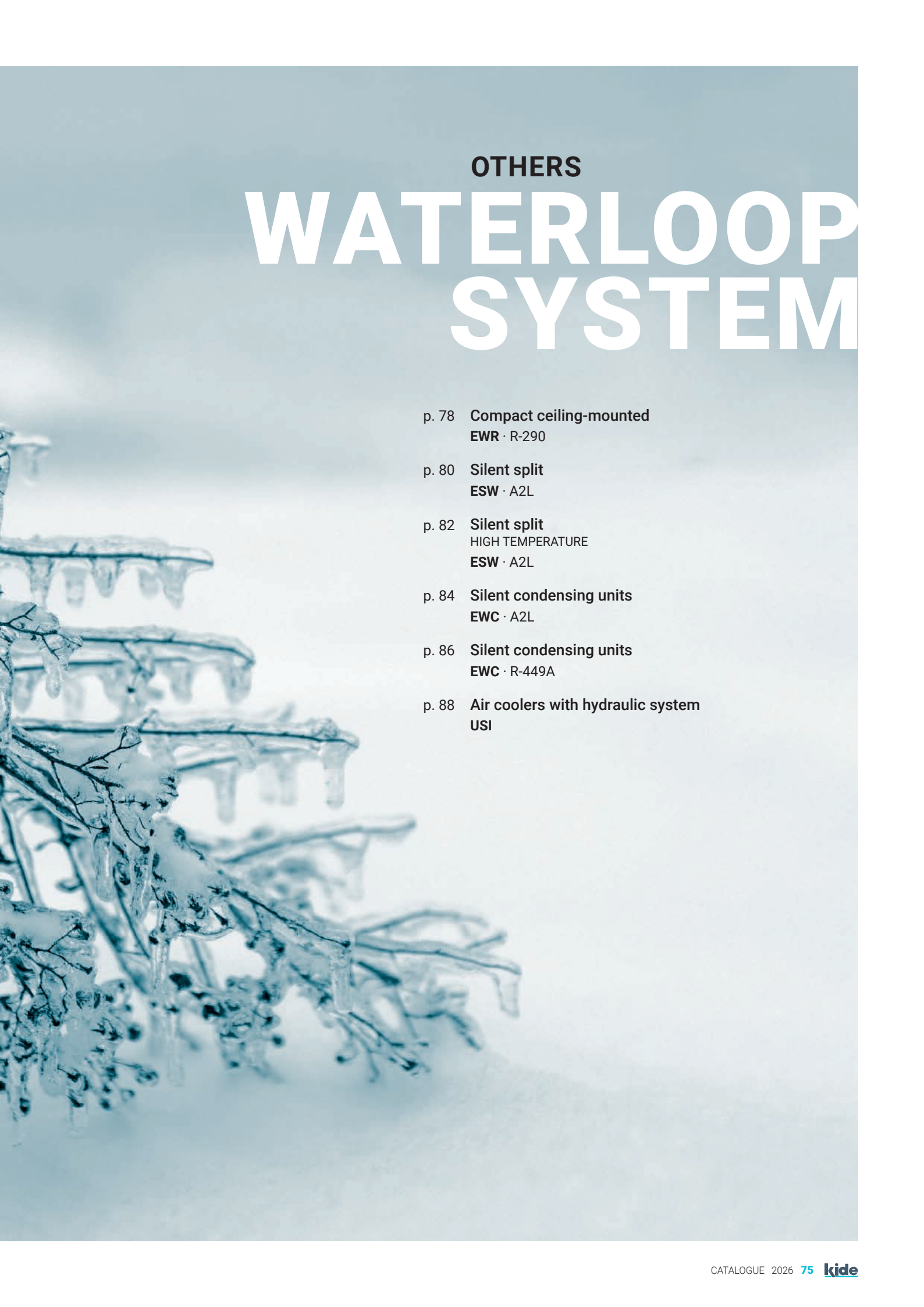
Model	Units	Characteristics	Requires
		Alarm or message via E-mail (sms) in case of breakdown. Management, monitoring and record.	
XWEB300D-PRO 8D000P	Up to 18 units	With DIN rail - Voltage 110-230 V	ADSL and Router
XWEB500D-PRO 8F000P	Up to 36 units	With DIN rail - Voltage 110-230 V	ADSL and Router
XWEB500D-PRO 8L000P	Up to 75 units	With DIN rail - Voltage 110-230 V	ADSL and Router



Include a converter TTL-RS 485 for each commercial and maxi







OTHERS

WATERLOOP SYSTEM

- p. 78 **Compact ceiling-mounted**
EWR · R-290
- p. 80 **Silent split**
ESW · A2L
- p. 82 **Silent split**
HIGH TEMPERATURE
ESW · A2L
- p. 84 **Silent condensing units**
EWC · A2L
- p. 86 **Silent condensing units**
EWC · R-449A
- p. 88 **Air coolers with hydraulic system**
USI

WATERLOOP SYSTEM

Waterloop is a commercial refrigeration system with indirect condensation. This system consists of refrigeration units condensed in a secondary water + ethylene glycol circuit and one or more air coolers in parallel to evacuate the condensation heat to the outside.

BENEFITS

- Reduces refrigerant charge and results in less leaks.
- Water* or water + 40% ethylene glycol.
- The air cooler's EC variable speed fans achieve energy savings in low outdoor temperatures or low demand.
- Easy to install.
- Distributed refrigeration production makes it possible to adjust the working temperatures to the needs of each service.
- Can be installed in new installations or in existing direct expansion installations.
- Designed to work in outdoor temperatures up to +45 °C.

* Provided that the ambient temperature is above 0°C.



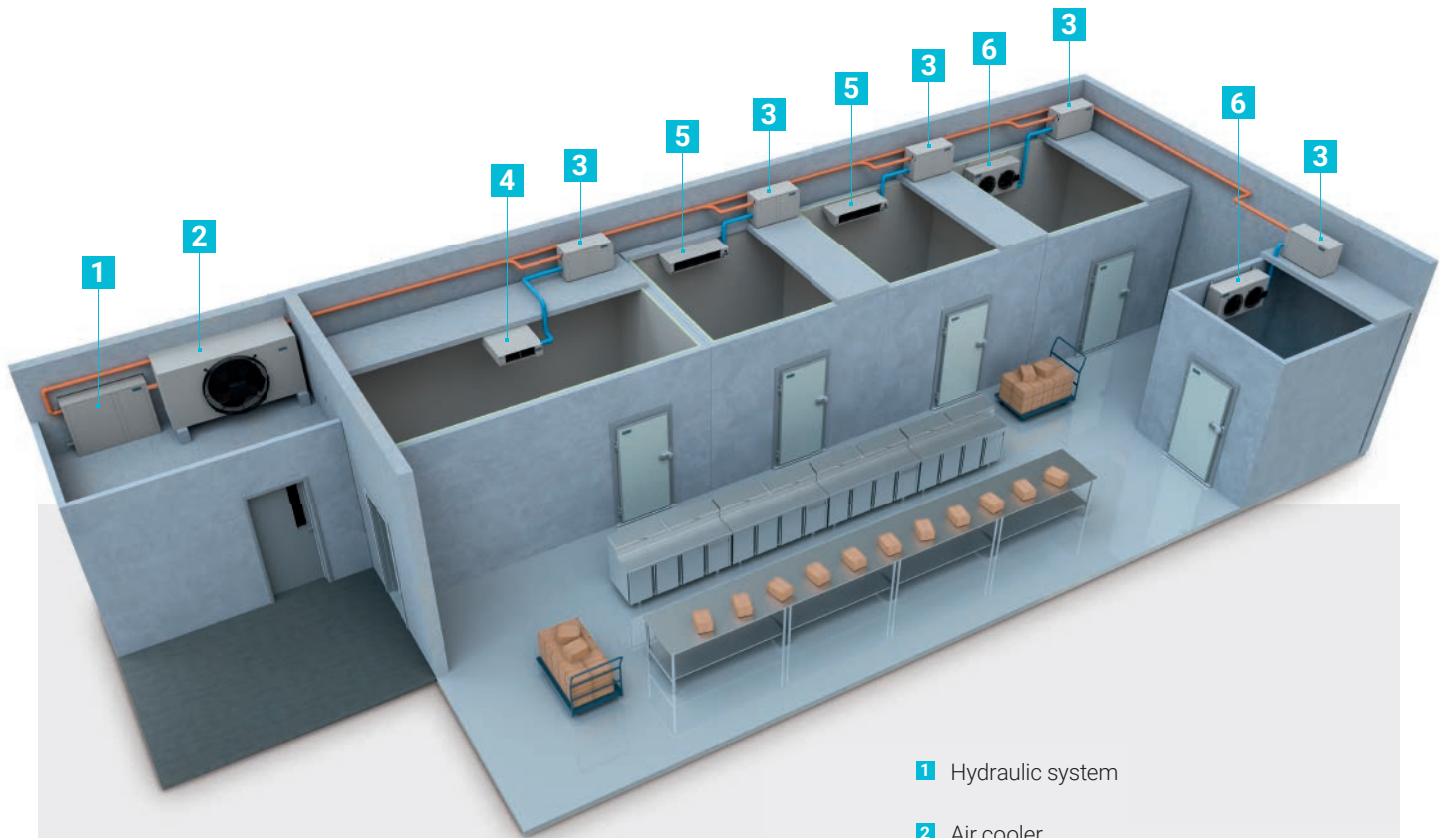
Silent condensing units



Hydraulic system



Air cooler




- 1 Hydraulic system
- 2 Air cooler
- 3 Silent condensing units
- 4 Double flow evaporators
- 5 Low-profile evaporators
- 6 Cubic evaporators

SISTEMA WATERLOOP

**COMPACT
CEILING-MOUNTED**

EWR



Compact commercial ceiling-mounted refrigeration units for small volume, water condensed, cold storage rooms in medium and low temperature applications.

GENERAL CHARACTERISTICS

- Pre-charged with refrigerant
- Hermetic compressor.
- Expansion with thermostatic valve.
- High pressure switch.
- Automatic defrosting by hot gas.
- Partial automatic evaporation of condensates.
- Cables for connection, power, and micro door (2,5 m).
- Multifunction electronic regulation with remote control (5 m).
- Watertight light point with low-energy LED bulb.
- Filter dryer.
- Non-bodied condensing unit.
- Evaporator located in a fully sealed and insulated enclosure.
- Optimised high-performance air flow in the evaporator.
- Ceiling-mounted installation.
- Water-cooled condensation.
- Pressure switch valve.

OPTIONS

Winter Kit

Two-unit synchronised defrost system (supplement per unit)

Anti-corrosion treatment on evaporator coil

Refrigeration unit with housing

Voltage protector

Time control

230V/I/60 Hz

Availability to operate at high temperature (refrigeration models)

NEW

NEW

ACCESSORIES

Rotation / failure system for two units

Humidifier external to the equipment and control (cooling)

Xw3b monitoring and control system. See page 71

ELECTRONIC CONTROLLER

KIDE units incorporate the advanced XW60K-2DI electronic controller as standard.

- Temperature control with maximum and minimum temperature recordings.
- "Jet Cool" function for rapid cooling
- Intelligent defrost.



0 °C -5 °C ÷ 10 °C		Refrigeration capacity	°C EXT	°C EXT	⚡	Compressor		R-290	Nominal consumption	Max. load current	Flow Evapora.	Noise level	Weight
Series	Model					W	m³						
000	EWR0004M1P	635	5	4	230/1/50	1/3	0,25	0,1	2,4	2,9	650	30	65
100	EWR1006M1P	1.050	9	7	230/1/50	1/2	0,4	0,15	2,5	3,4	880	30	65
	EWR1007M1P	1.340	12	9	230/1/50	3/4	0,5	0,16	3,3	4,4	880	30	65
200	EWR2010M1P	1.825	17	15	230/1/50	1 1/4	0,9	0,17	6,1	7,6	1.250	30	95
	EWR2015M1P	2.300	27	23	230/1/50	1 1/2	1,1	0,2	6,7	8,9	1.225	30	95
	EWR2020M1P	2.750	36	28	230/1/50	1 3/4	1,3	0,3	8,6	11,2	1.225	30	95

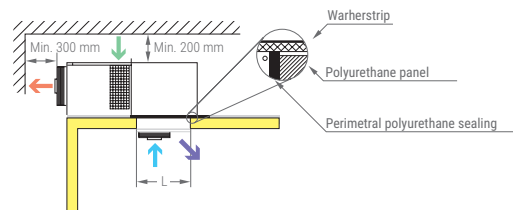
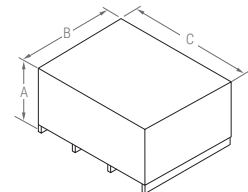
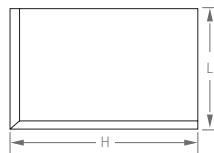
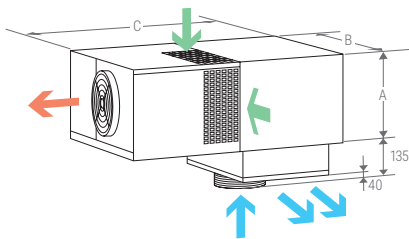
-20 °C -15 °C ÷ -25 °C		Refrigeration capacity	°C EXT	°C EXT	⚡	Compressor		R-290	Nominal consumption	Max. load current	Flow Evapora.	Noise level	Weight
Series	Model					W	m³						
000	EWR0004L1P	440	3	2	230/1/50	1/2	0,4	0,1	2,3	3	675	30	65
100	EWR1010L1P	660	4	3	230/1/50	3/4	0,5	0,15	2,7	3,6	880	30	65
	EWR1015L1P	920	6	5	230/1/50	1 1/4	0,9	0,15	4,2	5,8	880	30	65
200	EWR2015L1P	1.280	11	8	230/1/50	1 1/2	1,1	0,15	5,2	6,7	1.250	30	95
	EWR2020L1P	1.400	15	10	230/1/50	1 3/4	1,3	0,3	5,9	8,2	1.250	30	95
300	EWR3215L1P	1.840	18	16	230/1/50	(2) 1 1/4	(2) 0,9	2x0,2	10,1	15,9	3.300	40	125
	EWR3225L1P	2.560	34	26	230/1/50	(2) 1 1/2	(2) 1,1	2x0,18	11,7	18,5	3.300	40	125

DIMENSIONS

Unit			
Series	A	B	C
000	400	570	915
100	400	695	1.050
200	500	950	1.172
300	500	950	1.210

Cut	
H	L
490	405
615	405
865	405
865	405

Unit + EMB. / PACK.			
A	B	C	kg
1.136	1.000	1.350	80
1.136	1.000	1.350	80
1.136	1.000	1.350	170
1.136	1.000	1.350	170



kide WATERLOOP

-20°C

0°C

R-455A
R-454C

A2L

SISTEMA WATERLOOP

SILENT SPLIT

ESW  SILENT

Commercial split water condensed refrigeration units for small volume cold storage rooms in medium and low temperature applications.



GENERAL CHARACTERISTICS

- Pre-charged with refrigerant.
- Water* or water + 30% ethylene glycol.
- Power supply 230 V-I-50 Hz or 400 V-III-50 Hz (Other voltages, please enquire).
- Hermetic scroll compressor on anti-vibration mounts.
- Liquid injection in low-temperature models.
- Condensation by plate heat exchanger.
- Liquid receiver.
- Ceramic filter dryer.
- Liquid sight glass.
- High and low pressure switches.
- Service valves (200 series).
- Pressure switch valve.
- Hydraulic condensation circuit in copper pipe with threaded connections.
- Electrical control panel with differential and magnetothermal protection.
- Electronic regulation with remote control of the evaporator and compressor, with a temperature sensor.
- Air extraction fan.
- Watertight electrical panel.
- Low profile / cubic evaporator with nitrogen (depending on model capacities).
- Electric defrosting.

* Provided that the ambient temperature is above 0 °C.

OPTIONS

Winter Kit

Two-unit synchronised defrost system (supplement per unit)

Voltage protector (single-phase version)

Anti-corrosion treatment on evaporator coil

Time control

Cubic evaporator for EEC3 models

Anti-corrosive treatment for the condenser unit furniture

ACCESSORIES

Rotation / failure system for two units

Humidifier external to the equipment and control (cooling)

Xwzb monitoring and control system. See page 71

ELECTRONIC CONTROLLER

KIDE-Split units incorporate the advanced XW60K-2DI electronic controller as standard.

- Temperature control with maximum and minimum temperature recordings.
- "Jet Cool" function for rapid cooling
- Intelligent defrost.



0 °C -5 °C ± 10 °C		Refrigeration capacity	°C EXT	°C EXT	⚡	Compressor		Model UC.	Liq	Suct	R-455A*	Nominal consumption	Max. load current	Evap. model	Flow	Noise level	Weight
Series	Model					W	m³								m³		
200	ESW2010M1G	1.750	16	14	230/1/50	1 1/4	0,9	ECW2010M1G	3/8"	1/2"	0,96	8,3	10,2	EEC3022M1G	2.000	25	105
	ESW2015M1G	2.460	30	25	230/1/50	1 1/2	1,1	ECW2015M1G	3/8"	5/8"	0,96	11,4	14	EEC3003M1G	3.000	25	120
	ESW2020M5G	3.100	40	32	400/3/50	2	1,5	ECW2020M5G	3/8"	5/8"	1,67	4,5	6,0	EEC3003M1G	3.000	25	120
	ESW2025M5G	4.300	65	50	400/3/50	2 1/4	1,7	ECW2025M5G	3/8"	5/8"	1,67	5,0	7,8	EEC2206M1G	3.200	29	120
	ESW2030M5G	5.020	86	67	400/3/50	3	2,2	ECW2030M5G	3/8"	3/4"	2,45	5,8	8,4	EEC2236M1G	5.490	29	130
	ESW2035M5G	6.010	106	85	400/3/50	3 1/2	2,6	ECW2035M5G	3/8"	3/4"	2,45	6,2	9,9	EEC2236M1G	5.490	29	130
	ESW2040M5G	7.150	130	100	400/3/50	4	3	ECW2040M5G	3/8"	3/4"	2,55	7,0	11,3	EEC2316M1G	5.600	29	135
300	ESW3050M5G	8.010	170	140	400/3/50	5	3,7	ECW3050M5G	1/2"	7/8"	4,1	7,4	13,2	EEC2316M1G	5.600	29	160
400	ESW4065M5G	10.740	210	185	400/3/50	6 1/2	4,8	ECW4065M5G	1/2"	1 1/8"	4,2	9,5	16,8	UEC2416M5G	8.540	29	180

i If the equipment is to operate in a working range between 0 and -5 °C, please consult the technical office.

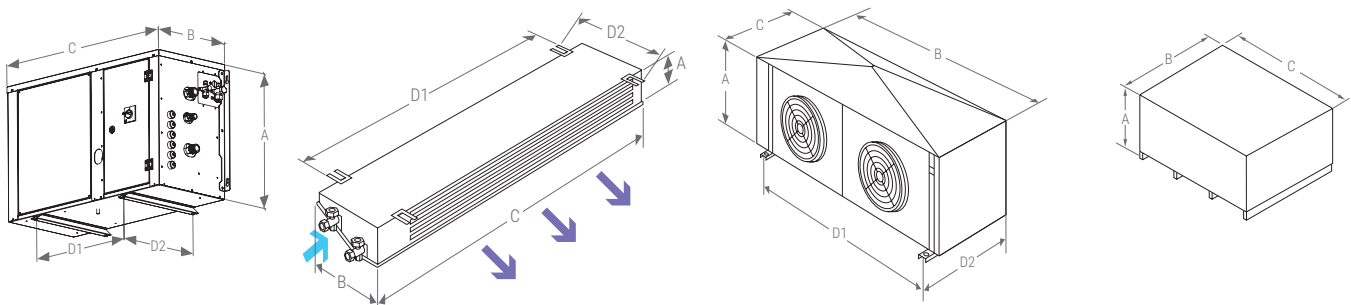
-20 °C -15 °C ± -25 °C		Refrigeration capacity	°C EXT	°C EXT	⚡	Compressor		Model UC.	Liq	Suct	R-455A*	Nominal consumption	Max. load current	Evap. model	Flow	Noise level	Weight
Series	Model					W	m³								m³		
200	ESW2020L5G	2.380	28	24	400/3/50	2 1/2	1,8	ECW2020L5G	3/8"	5/8"	1,6	5,5	6,9	EEC3003L1G	4.000	25	120
	ESW2030L5G	2.840	36	28	400/3/50	3	2,2	ECW2030L5G	3/8"	3/4"	1,65	5,2	10,9	EEC2156L1G	3.670	29	105
300	ESW3040L5G	3.610	52	40	400/3/50	4	3	ECW3040L5G	3/8"	3/4"	2,4	7,9	13,6	EEC2236L1G	5.490	29	150
	ESW3050L5G	4.330	66	51	400/3/50	5	3,7	ECW3050L5G	1/2"	7/8"	2,5	8,6	16,0	EEC2236L1G	5.490	29	150
400	ESW4060L5G	5.300	111	77	400/3/50	6	4,7	ECW4060L5G	1/2"	1 1/8"	2,5	10,5	19,8	EEC2316L1G	5.600	29	155
	ESW4075L5G	6.800	130	105	400/3/50	7 1/2	6,2	ECW4075L5G	1/2"	1 3/8"	2,6	14,0	24,2	EEC2316L1G	5.600	29	155

***** Available in R-454C refrigerant.

DIMENSIONS

Series	COND.					EVAP.					
	A	B	C	D1	D2	Model	A	B	C	D1	D2
200	538	359	833	479	375	EEC3022M1G	250	500	1.200	570	440
						EEC3003M1G	280	500	1.690	1.420	560
						EEC3003L1G	280	440	1.690	1.420	500
						EEC2156L1G	440	410	1.145	925	450
						EEC2206M1G	440	410	1.145	925	450
						EEC2236M1G	440	410	1.595	1.375	450
						EEC2316M1G	565	490	1.565	1.345	450
300	579	484	943	572	500	EEC2236L1G	440	410	1.595	1.375	450
						EEC2316M1G	565	490	1.565	1.345	450
400	677	484	943	572	500	UEC2316L1G	565	450	1.565	1.345	450
						UEC2416M1G	565	450	1.565	1.345	450

Series	U.C + EMB./PACK.				EVAP+EMB./PACK.				
	A	B	C	kg	Model	A	B	C	kg
200	880	640	980	80	EEC3022M1G	300	530	1.395	35
					EEC3003M1G	330	535	1.980	50
					EEC3003L1G	330	535	1.980	50
					EEC2156L1G	530	530	1.180	35
					EEC2206M1G	530	530	1.180	40
					EEC2236M1G	530	530	1.630	38
					EEC2316M1G	655	580	1.600	55
300	970	780	1.105	110	EEC2236L1G	520	580	1.630	55
					EEC2316M1G	655	580	1.600	55
400	970	780	1.105	110	UEC2316L1G	655	580	1.600	55
					UEC2416M1G	655	580	1.600	80



REFRIGERATOR SCHEME See page 85

kide WATERLOOP

12 °C

R-455A
R-454C

A2L

SISTEMA WATERLOOP

SALAS DE ELABORACIÓN

ESW

HIGH TEMPERATURE

SILENT



Commercial split water condensed refrigeration units for small volume cold storage rooms in high temperature applications.

GENERAL CHARACTERISTICS

- Pre-charged with refrigerant.
- Water* or water + 30% ethylene glycol.
- Power supply 230 V-I-50 Hz or 400 V-III-50 Hz (Other voltages, please enquire).
- Hermetic scroll compressor on anti-vibration mounts.
- Liquid receiver.
- Ceramic filter dryer.
- Liquid sight glass.
- High and low pressure switches.
- Service valves (200 series).
- Pressure switch valve.
- Hydraulic condensation circuit in copper pipe with threaded connections.
- Electrical control panel with differential and magnetothermal protection.
- Electronic regulation with remote control of the evaporator and compressor, with a temperature sensor.
- Air extraction fan.
- Watertight electrical panel.
- Double flow type evaporator with nitrogen with low air flow.
- Air defrosting.

* Provided that the ambient temperature is above 0 °C.

OPTIONS

Winter Kit

Two-unit synchronised defrost system (supplement per unit)

Evaporator condensate pump

Anti-corrosion treatment on evaporator coil

Voltage protector (single-phase version)

Time control

Anti-corrosive treatment for the condenser unit furniture

ACCESSORIES

Rotation / failure system for two units

Humidifier external to the equipment and control

Xwzb monitoring and control system. See page 71

ELECTRONIC CONTROLLER

KIDE-Split units incorporate the advanced XW60K-2DI electronic controller as standard.

- Temperature control with maximum and minimum temperature recordings.
- "Jet Cool" function for rapid cooling
- Intelligent defrost.



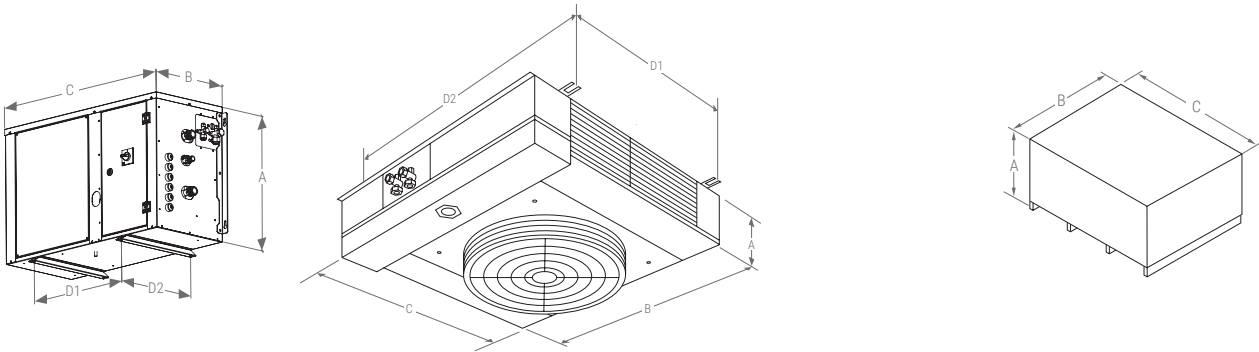
12 °C +10°C ÷ 15 °C		Refrigeration capacity	°C EXT	°C EXT	Compressor	Model UC.		Liq	Suct	R-455A	Nominal consumption	Max. load current	Evap. model	Caudal condens. evapora.	Noise level	Weight	
Series	Model	W	m³	m³		HP	kW			kg	A	A		m³/h	dBA	kg	
200	ESW2007H1G	2.130	27	20	230/1/50	3/4	0,5	ECW2007H1G	3/8"	1/2"	0,96	4,7	6,9	EEP4084W1G	1.625	25	105
	ESW2008H1G	2.810	41	30	230/1/50	1	0,7	ECW2008H1G	3/8"	1/2"	0,96	5,8	8,6	EEP4094W1G	1.380	25	105
	ESW2015H1G	3.850	56	45	230/1/50	1 1/2	1,1	ECW2015H1G	3/8"	5/8"	1	10,7	13,2	EEP4154W1G	3.200	25	125
	ESW2020H5G	4.940	86	67	400/3/50	2	1,5	ECW2020H5G	3/8"	5/8"	1,8	3,7	5,2	EEP4154W1G	3.200	25	125
	ESW2030H5G	6.690	125	95	400/3/50	3	2,2	ECW2030H5G	3/8"	3/4"	2,45	5,3	7,9	EEP4214W1G	4.700	29	135
	ESW2035H5G	8.613	175	135	400/3/50	3 1/2	2,6	ECW2035H5G	3/8"	3/4"	2,55	5,7	9,4	EEP4214W1G	4.700	29	135
	ESW2040H5G	10.600	230	190	400/3/50	4	3	ECW2040H5G	3/8"	3/4"	2,55	6,6	10,9	EEP4214W1G	4.700	29	135
300	ESW3050H5G	12.120	260	230	400/3/50	5	3,7	ECW3050H5G	1/2"	7/8"	4,2	7,4	13,2	2x EEP4154W1G	2x 3.200	29	165
400	ESW4065H5G	16.450	320	270	400/3/50	6 1/2	4,8	ECW4065H5G	1/2"	1 1/8"	4,2	10,2	17,5	2x EEP4214W1G	2x 4.700	29	170

* Available in R-454C refrigerant.

DIMENSIONS

Series	COND.					EVAP.					
	A	B	C	D1	D2	Model	A	B	C	D1	D2
200	538	359	833	479	375	EEP4084W1G	310	853	796	582	810
						EEP4094W1G	310	853	796	582	810
						EEP4154W1G	310	850	1.610	1.380	810
						EEP4214W1G	310	850	1.900	1.730	790
300	579	484	943	572	500	EEP4154W1G	310	850	1.610	1.380	810
400	677	484	943	572	500	EEP4214W1G	310	850	1.900	1.730	790

Series	U.C + EMB./PACK.				EVAP.+EMB./PACK.				
	A	B	C	kg	Model	A	B	C	kg
200	880	640	980	80	EEP4084W1G	315	940	1.330	35
					EEP4094W1G	315	940	1.330	35
					EEP4154W1G	315	940	1.330	55
					EEP4214W1G	315	940	1.730	65
300	970	780	1.105	110	EEP4154W1G	315	940	1.330	55
400	970	780	1.105	110	EEP4214W1G	315	940	1.730	65



SISTEMA WATERLOOP

**SILENT
CONDENSING
UNITS**

EWC  SILENT



Silent water-cooled condensing units for refrigeration and freezing, very compact in size, designed for installation on the wall, floor or on the refrigeration unit. For medium and low temperature applications.

GENERAL CHARACTERISTICS

- Pre-charged with nitrogen.
- A2L ready. Other refrigerants (please consult).
- Water* or water + 30% ethylene glycol.
- Power supply 230 V-I-50 Hz or 400 V-III-50 Hz.
- Hermetic scroll compressor on anti-vibration mounts.
- Liquid injection in low-temperature models.
- Liquid receiver.
- Ceramic filter dryer.
- Liquid sight glass.
- High and low pressure switches.
- Service valves (200 series).
- Pressure switch valve.
- Hydraulic condensation circuit in copper pipe with threaded connections.
- Built-in electrical power and control panel.
- Air extraction fan.
- Watertight electrical panel.

* Provided that the ambient temperature is above 0 °C.

OPTIONS

- | | |
|--|---|
| Winter Kit | Time control |
| Two-unit synchronised defrost system (supplement per unit) | Anti-corrosive treatment for the condenser unit furniture |
| Voltage protector (single-phase version) | |

ACCESSORIES

- | | |
|--|--|
| Rotation / failure system for two units | Humidifier external to the equipment and control |
| Electronic controller with fan-control relays, solenoid coil, resistors, chamber temperature and defrost probes, with 10 m of electrical interconnections and a 3 m connection hose. | Xw3b monitoring and control system. See page 71 |

0 °C -5 °C ÷ 10 °C		Refrigeration capacity		Compressor		Nominal consumption	Max. load current	Liq	Suct	R-455A *	Hydraulic connections	Flow	Noise level	Weight
Series	Model			W	HP							kW		
200	EWC2010M1G	1.750	230/1/50	1 1/4	0,9	7,3	9,2	3/8"	1/2"	NITROGEN	1"	0,33	25	54
	EWC2015M1G	2.460	230/1/50	1 1/2	1,1	9,9	12,5	3/8"	5/8"		1"	0,46	25	54
	EWC2020M5G	3.100	400/3/50	2	1,5	3	4,5	3/8"	5/8"		1"	0,58	25	61
	EWC2025M5G	4.300	400/3/50	2 1/4	1,7	3,9	6,7	3/8"	5/8"		1"	0,8	29	64
	EWC2030M5G	5.020	400/3/50	3	2,2	4,2	6,8	3/8"	3/4"		1"	0,94	29	66
	EWC2035M5G	6.010	400/3/50	3 1/2	2,6	4,6	8,3	3/8"	3/4"		1"	1,12	29	66
	EWC2040M5G	7.150	400/3/50	4	3	5,5	9,8	3/8"	3/4"		1 1/4"	1,33	29	69
300	EWC3050M5G	8.010	400/3/50	5	3,7	5,9	11,7	1/2"	7/8"	1 1/4"	1,49	29	85	
400	EWC4065M5G	10.740	400/3/50	6 1/2	4,8	8	15,3	1/2"	1 1/8"	1 1/4"	2	29	84	

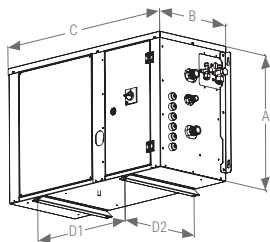
-20 °C -15 °C ÷ -25 °C		Refrigeration capacity		Compressor		Nominal consumption	Max. load current	Liq	Suct	R-455A *	Hydraulic connections	Flow	Noise level	Weight
Series	Model			W	HP							kW		
200	EWC2020L5G	2.380	400/3/50	2 1/2	1,8	3,5	4,9	3/8"	5/8"	NITROGEN	1"	0,44	25	62
	EWC2030L5G	2.840	400/3/50	3	2,2	4,2	9,8	3/8"	3/4"		1"	0,53	29	66
300	EWC3040L5G	3.610	400/3/50	4	3	6,3	12	3/8"	3/4"		1"	0,67	29	85
	EWC3050L5G	4.330	400/3/50	5	3,7	7	14,4	1/2"	7/8"		1 1/4"	0,81	29	87
400	EWC4060L5G	5.300	400/3/50	6	4,7	9	18,3	1/2"	1 1/8"		1 1/4"	0,99	29	87
	EWC4075L5G	6.800	400/3/50	7 1/2	6,2	12,5	22,7	1/2"	1 3/8"		1 1/4"	1,27	29	87

* Available in R-454C refrigerant.

DIMENSIONS

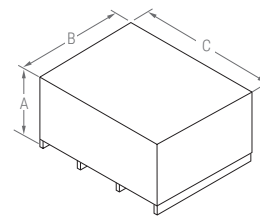
CONDENSING UNIT

Series	A	B	C	D1	D2
200	538	359	833	479	375
300	579	484	943	572	500
400	677	484	943	572	500

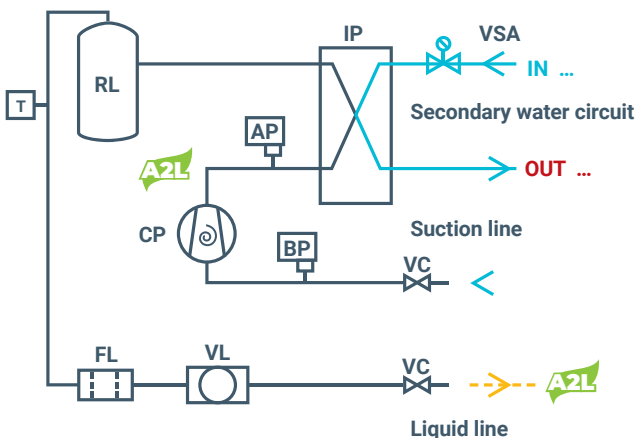


CONDENSING UNIT + PACKAGING

Series	A	B	C	kg
200	880	640	980	80
300	970	780	1.105	110
400	970	780	1.105	110



REFRIGERATOR SCHEME



- AP**: High pressure switch
- BP**: Low pressure switch
- CP**: Compressor
- IP**: Plate exchanger
- RL**: Liquid container

- T**: Probe
- VSA**: Solenoid water valve
- FL**: Filter
- VC**: Shut-off valve
- VL**: Viewer

SISTEMA WATERLOOP

**SILENT
CONDENSING
UNITS**

EWC  SILENT



Silent water-cooled condensing units for refrigeration and freezing, very compact in size, designed for installation on the wall, floor or on the refrigeration unit. For medium and low temperature applications.

GENERAL CHARACTERISTICS

- Pre-charged with nitrogen.
- R-449A ready. Other refrigerants (please consult).
- Water* or water + 30% ethylene glycol.
- Power supply 230 V-I-50 Hz or 400 V-III-50 Hz (Other voltages, please enquire).
- Hermetic scroll compressor on anti-vibration mounts.
- Liquid injection in low-temperature models.
- Stainless steel welded plate condenser.
- Liquid receiver.
- Ceramic filter dryer.
- Liquid sight glass.
- High and low pressure switches.
- Service valves (200 series).
- Pressure switch valve.
- Hydraulic condensation circuit in copper pipe with threaded connections.
- Voltage protector and magnetothermic protection.
- Built-in electrical power and control panel.

* Provided that the ambient temperature is above 0°C.


OPTIONS

- Winter Kit
- Two-unit synchronised defrost system (supplement per unit)
- Voltage protector (single-phase version)

- Time control
- Anti-corrosive treatment for the condenser unit furniture

ACCESSORIES

- Rotation / failure system for two units
- Electronic controller with fan-control relays, solenoid coil, resistors, chamber temperature and defrost probes, with 10 m of electrical interconnections and a 3 m connection hose.

- Humidifier external to the equipment and control
-  monitoring and control system. See page 71

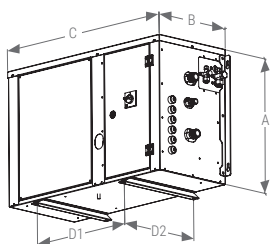
0 °C -5 °C ÷ 10 °C		Refrigeration capacity		Compressor		Nominal consumption	Max. load current	Liq	Suct	R-449A	Hydraulic connections	Flow	Noise level	Weight
Series	Model			W	HP							kW		
200	EWC2012M1X	2.120	230/1/50	1 1/4	1	5,5	6,6	3/8"	1/2"	NITROGEN	1"	0,4	25	54
	EWC2020M5X	3.620	400/3/50	2	1,5	3	4,5	3/8"	5/8"		1"	0,68	25	61
	EWC2025M5X	4.250	400/3/50	2 1/4	1,7	3,9	6,7	3/8"	5/8"		1"	0,79	29	64
	EWC2030M5X	4.950	400/3/50	3	2,2	4,2	6,8	3/8"	3/4"		1"	0,92	29	66
	EWC2035M5X	6.150	400/3/50	3 1/2	2,6	4,6	8,3	3/8"	3/4"		1"	1,15	29	66
	EWC2040M5X	7.400	400/3/50	4	3	5,5	9,8	3/8"	3/4"		1 1/4"	1,38	29	69
300	EWC3050M5X	8.180	400/3/50	5	3,7	5,9	11,7	1/2"	7/8"	1 1/4"	1,53	29	85	
400	EWC4065M5X	11.830	400/3/50	6 1/2	4,8	8	15,3	1/2"	1 1/8"	1 1/4"	2,21	29	84	

-20 °C -15 °C ÷ -25 °C		Refrigeration capacity		Compressor		Nominal consumption	Max. load current	Liq	Suct	R-449A	Hydraulic connections	Flow	Noise level	Weight
Series	Model			W	HP							kW		
200	EWC2020L5X*	1.420	400/3/50	2	1,6	3,2	4,6	3/8"	5/8"	NITROGEN	3/8"	5/8"	25	62
	EWC2030L5X*	2.775	400/3/50	3	2,2	4,15	9,8	3/8"	3/4"		3/8"	3/4"	29	66
300	EWC3040L5X*	3.425	400/3/50	4	3	6,3	12	3/8"	3/4"		3/8"	3/4"	29	85
	EWC3050L5X*	4.325	400/3/50	5	3,7	7	14,4	1/2"	7/8"		1/2"	7/8"	29	87
400	EWC4060L5X*	5.422	400/3/50	6	4,7	9	18,3	1/2"	1 1/8"		1/2"	1 1/8"	29	87
	EWC4075L5X*	7.661	400/3/50	7 1/2	6,2	12,5	22,7	1/2"	1 3/8"		1/2"	1 3/8"	29	87

DIMENSIONS

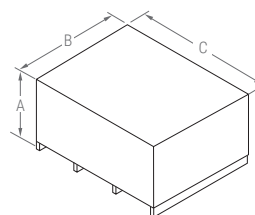
CONDENSING UNIT

Series	A	B	C	D1	D2
200	538	359	833	479	375
300	579	484	943	572	500
400	677	484	943	572	500

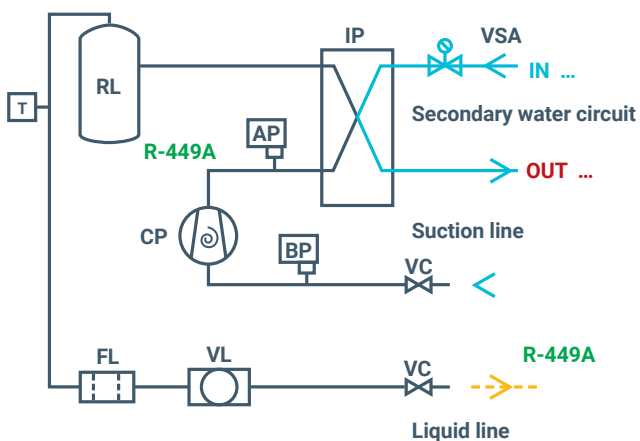


CONDENSING UNIT + PACKAGING

Series	A	B	C	kg
200	880	640	980	80
300	970	780	1.105	110
400	970	780	1.105	110



REFRIGERATOR SCHEME



AP
High pressure switch

BP:
Low pressure switch

CP:
Compressor

IP:
Plate exchanger

RL:
Liquid container

T:
Probe

VSA:
Solenoid water valve

FL:
Filter

VC
Shut-off valve

VL:
Viewer

SISTEMA WATERLOOP

AIR COOLERS WITH HYDRAULIC SYSTEM

USI



Silent ethylene glycol water-cooled air coolers with hydraulic unit, designed to evacuate condensation heat from the refrigeration units to the outside.

GENERAL CHARACTERISTICS

- Water* or water + 40% ethylene glycol.
- High-efficiency water coil with copper tubes and aluminium fins.
- Threaded hydraulic connections.
- Hydraulic circuit with circulating pump, expansion tank, safety valve, mesh filter, thermometers and drain and fill socket.
- Electric control panel with pump protection, motor fan and speed regulator.
- Variation of the speed of the water pump to adapt to demand, depending on the discharge pressure.

* Provided that the ambient temperature is above 0°C

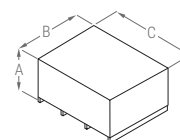
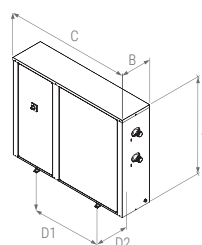
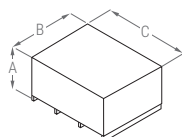
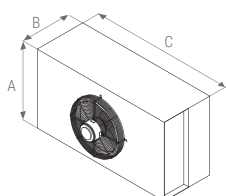
Model	Heat exchange power*	Water flow control	Flow rate	Pump manometric height	Fan	Max. load current	Connections hydraulic system	Air cooler connections	Noise level	Weight
	W		m³/h	m	N x Ø mm	A			dBa	kg
USI000905W	9.000	Variable	0,6 - 4,8	42,8 - 13,9	2 x Ø 450	3,86	1"	1"	34	110
USI001205W	11.800	Variable	0,6 - 4,8	42,8 - 13,9	1 x Ø 630	3,58	1"	1"	34	125
USI001805W	18.300	Variable	1,8 - 8,4	42,2 - 10,4	1 x Ø 630	6,58	1 1/4"	1 1/2"	50	130
USI002505W	24.500	Variable	1,8 - 8,4	42,2 - 10,4	1 x Ø 630	6,58	1 1/4"	1 1/2"	50	140
USI003605W	36.700	Variable	3,6 - 14,4	43,5 - 13,1	2 x Ø 630	10,66	2"	2"	53	190
USI004805W	48.400	Variable	3,6 - 14,4	43,5 - 13,1	2 x Ø 630	10,66	2"	2"	53	190

* Estimated heat exchange power with air temperature of +35 °C and water + 40% ethylene glycol inlet/outlet temperature of +45 / +40 °C

DIMENSIONS

Series	AIR COOLER				WATER COOLER + PACKAGING			
	A	B	C	kg	A	B	C	kg
USI000905W	620	385	1.285	60	800	485	1.685	100
USI001205W	760	465	1.375	75	1.220	960	1.775	115
USI001805W	760	465	1.375	60	1.220	960	1.775	115
USI002505W	760	465	1.375	83	1.220	960	1.775	125
USI003605W	760	465	2.575	130	1.220	960	2.975	230
USI004805W	760	465	2.575	130	1.220	960	2.975	230

HIDRAYLIC GROUP						HYDRAULIC SYSTEM + PACKAGING			
A	B	C	D1	D2	kg	A	B	C	kg
930	304	1.204	670	326	50	930	304	1.204	150
930	304	1.204	670	326	50	930	304	1.204	150
930	304	1.204	670	326	54	930	304	1.204	150
930	304	1.204	670	326	54	930	304	1.204	150
930	304	1.204	670	326	59	930	304	1.204	150
930	304	1.204	670	326	59	930	304	1.204	150





OTHERS

CONDENSING UNITS

- p. 90 **Silent condensing units**
ECI · A2L
- p. 92 **Silent condensing units**
ECI · R-449A
- p. 94 **Multi-service condensing units**
ANTARTIC · A2L
- p. 96 **Multi-service condensing units**
ANTARTIC · R-449A
- p. 100 **Antartic**
WATERLOOP SYSTEM



CONDENSING UNITS

SILENT CONDENSING UNITS

ECI



Silent Condensing Units for split systems with small and medium volume cold storage rooms, in medium and low temperature applications.

GENERAL CHARACTERISTICS

- Pre-charged with nitrogen.
- Scroll compressor (three-phase).
- Hermetic compressor (single-phase).
- Compressors located in a soundproofed compartment separated from the air flow.
- Liquid injection in low temperature equipment.
- Oversized condenser coil with low speed fans.
- Condensation control by pressure switch.
- Electrical power switchboard and integrated manoeuvring.
- Magnetothermal protection (for three-phase).
- Air extraction fan.
- Watertight electrical panel.

OPTIONS

Winter Kit

Voltage protector (single-phase version)

Time control

Oil separator (except series 100)

Anti-corrosive treatment for the condenser unit furniture

Anti-corrosion treatment on condenser

ACCESSORIES

Electronic controller with fan-control relays, solenoid coil, resistors, chamber temperature and defrost probes, with 10 m of electrical interconnections and a 3 m connection hose.

Humidifier external to the equipment and control

Xwzb monitoring and control system. See page 71

0 °C -5 °C ÷ 10 °C		Refrigeration capacity	°C EXT	°C EXT	⚡	Compressor		Nominal consumption	Max. load current	(COP) SEPR	Liq	Suct	R-455A*	Flow	Noise level	Weight
Series	Model					W	m³							m³		
100	ECI1007M1G	1.475	12	9	230/1/50	1	0,7	5,6	8,4	(2,11)	3/8	1/2	NITROGEN	730	25	40
200	ECI2010M1G	1.750	16	14	230/1/50	1 1/4	0,9	7,5	9,5	(2,08)	3/8	5/8		1.040	28	57
300	ECI3020M5G	3.100	40	32	400/3/50	2	1,5	3,65	5,15	(2,05)	3/8	3/4		1.590	30	70
400	ECI4025M5G	4.300	65	50	400/3/50	2 1/2	1,8	4,65	7,45	(2,16)	1/2	3/4		2.900	30	70
	ECI4030M5G	5.020	86	67	400/3/50	3	2,2	4,95	7,55	2,83	1/2	3/4		3.220	32	78
500	ECI5040M5G	7.150	130	100	400/3/50	4	3	6,25	10,55	2,95	1/2	7/8	4.540	32	120	

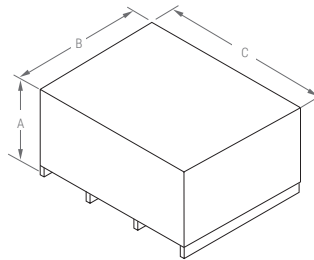
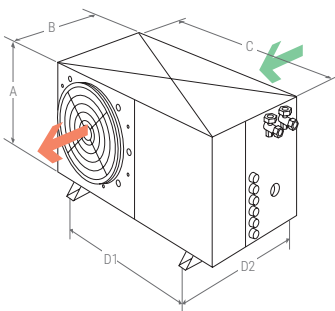
-20 °C -25 °C ÷ -15 °C		Refrigeration capacity	°C EXT	°C EXT	⚡	Compressor		Nominal consumption	Max. load current	(COP) SEPR	Liq	Suct	R-455A*	Flow	Noise level	Weight
Series	Model					W	m³							m³		
100	ECI1010L1G	850	5	4	230/1/50	3/4	0,5	4	6,2	(1,03)	3/8	5/8	NITROGEN	1.100	28	43
200	ECI2015L1G	1.350	15	10	230/1/50	1 3/4	1,3	5,83	9,2	(1,18)	3/8	5/8		1.920	30	70
300	ECI3020L5G	2.375	29	21	400/3/50	2 1/2	1,8	4,15	5,55	1,44	3/8	3/4		1.590	32	76
400	ECI4030L5G	2.840	36	28	400/3/50	3	2,2	4,9	10,55	1,45	1/2	3/4		3.220	32	90
	ECI4040L5G	3.605	52	40	400/3/50	4	3	7,05	12,75	1,45	1/2	3/4		3.220	32	90
500	ECI5050L5G	4.325	76	56	400/3/50	5	3,7	7,75	15,15	1,58	1/2	7/8		4.540	32	190
	ECI5060L5G	5.300	111	77	400/3/50	6	4,7	9,75	19,05	1,48	1/2	1 1/8	4.540	32	200	

* Available in R-454C refrigerant.

DIMENSIONS

COND.					
Series	A	B	C	D1	D2
100	405	470	755	338	385
200	500	590	940	570	490
300	500	620	955	570	490
400	665	670	1.030	455	570
500	915	750	1.050	480	630

U.C + EMB./PACK.				
Series	A	B	C	kg
100	785	480	420	60
200	766	640	985	75
300	766	640	985	90
400	1.126	740	1.070	120
500	1.136	1.000	1.350	180



REFRIGERATOR SCHEME

VAC:
AC valve

TP:
Pressure tapping (when not equipped with AC valve)

PB:
Low pressure control

PA:
High pressure control

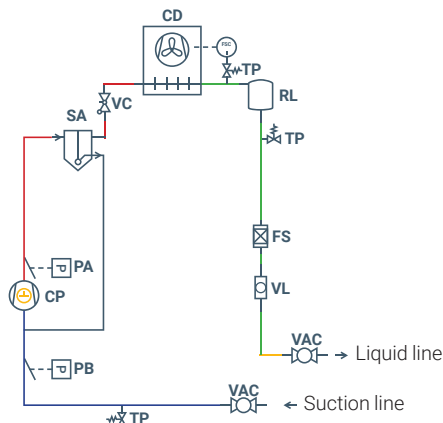
CP:
Compressor

CD:
Condenser

RL:
Liquid container

FS:
Filter dryer

VL:
Liquid sight glass





R-449A

CONDENSING UNITS

SILENT CONDENSING UNITS

ECI



Silent Condensing Units for split systems with small and medium volume cold storage rooms, in medium and low temperature applications.

GENERAL CHARACTERISTICS

- Pre-charged with nitrogen.
- Prepared for R-449A (other refrigerants on request).
- Scroll compressor (three-phase).
- Hermetic compressor (single-phase).
- Compressors located in a soundproofed compartment separated from the air flow.
- Liquid injection in low temperature equipment.
- Oversized condenser coil with low speed fans.
- Condensation control by pressure switch (series 100 - 200).
- Electrical power switchboard and integrated manoeuvring.
- Magnetothermal protection (for three-phase).
- Fan speed variation by condensing pressure control (series 300 - 400).

OPTIONS

Winter Kit

Voltage protector (single-phase version)

Time control

Oil separator (except series 100)

Anti-corrosive treatment for the condenser unit furniture

Anti-corrosion treatment on condenser

ACCESSORIES

Electronic controller with fan-control relays, solenoid coil, resistors, chamber temperature and defrost probes, with 10 m of electrical interconnections and a 3 m connection hose.

Humidifier external to the equipment and control

Xwzb monitoring and control system. See page 71

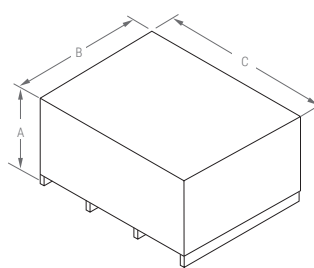
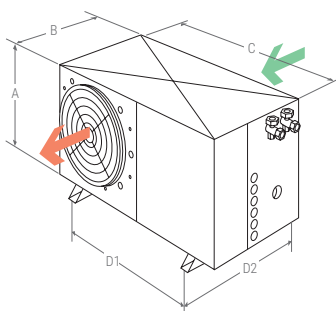
0 °C -5 °C ÷ 10 °C		Refrigeration capacity	°C EXT	°C EXT	⚡	Compressor		Nominal consumption	Max. load current	(COP) SEPR	Liq	Suct	R-449A	Flow	Noise level	Weight
Series	Model					W	m³							m³		
100	ECI1007M1X	1.340	12	9	230/1/50	3/4	0,5	3,9	5,2	(2,38)	3/8	1/2	NITROGEN	730	25	40
200	ECI2010M1X	1.975	20	17	230/1/50	1 1/4	0,9	6,4	8,6	(1,9)	3/8	5/8		1.040	28	57
300	ECI3020M5X	3.540	40	35	400/3/50	2	1,5	3,7	5,2	(2,04)	3/8	3/4		1.590	30	70
400	ECI4025M5X	4.250	65	50	400/3/50	2 1/2	1,7	4,65	7,45	(2,1)	1/2	3/4		2.900	30	70
	ECI4030M5X	4.950	86	67	400/3/50	3	2,2	4,95	7,55	2,93	1/2	3/4		3.220	32	78
500	ECI5040M5X	7.400	135	105	400/3/50	4	3	6,25	10,55	3,06	1/2	7/8	4.540	32	120	

-20 °C -25 °C ÷ -15 °C		Refrigeration capacity	°C EXT	°C EXT	⚡	Compressor		Nominal consumption	Max. load current	(COP) SEPR	Liq	Suct	R-449A	Flow	Noise level	Weight
Series	Model					W	m³							m³		
100	ECI1010L1X	950	6	4	230/1/50	1	0,7	3,7	5,3	(1,4)	3/8	5/8	NITROGEN	730	28	43
200	ECI2015L1X	1.280	9	6	230/1/50	1 1/2	1,1	5	7,9	(1,05)	3/8	5/8		1.040	30	70
300	ECI3020L5X	1.790	22	15	400/3/50	2	1,5	3,9	5,3	(1,13)	3/8	3/4		1.590	32	76
400	ECI4030L5X	2.775	35	28	400/3/50	3	2,2	4,9	10,55	1,6	1/2	3/4		3.220	32	90
	ECI4040L5X	3.425	52	40	400/3/50	4	2,9	7,05	12,75	1,6	1/2	3/4		3.220	32	90
500	ECI5050L5X	4.325	76	56	400/3/50	5	3,7	7,75	15,15	1,6	1/2	7/8		4.540	32	190
	ECI5060L5X	5.300	111	77	400/3/50	6	4,5	9,75	19,05	1,6	1/2	1 1/8	4.540	32	200	

DIMENSIONS

COND.					
Series	A	B	C	D1	D2
100	405	470	755	338	385
200	500	590	940	570	490
300	500	620	955	570	490
400	665	670	1.030	455	570
500	915	750	1.050	480	630

U.C + EMB./PACK.				
Series	A	B	C	kg
100	785	480	420	60
200	766	640	985	75
300	766	640	985	90
400	1.126	740	1.070	120
500	1.136	1.000	1.350	180



REFRIGERATOR SCHEME

VAC:
AC valve

TP:
Pressure tapping (when not equipped with AC valve)

PB:
Low pressure control

PA:
High pressure control

CP:
Compressor

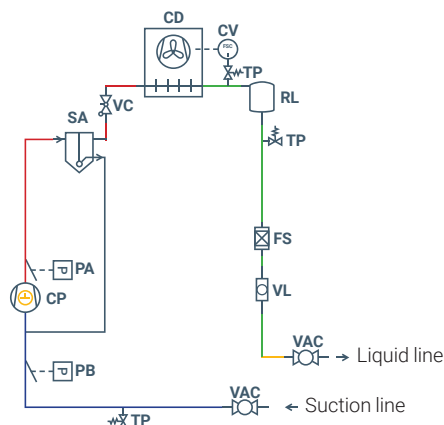
CD:
Condenser

CV:
Fan speed controller (Series 300-400)

RL:
Liquid container

FS:
Filter dryer

VL:
Liquid sight glass



CONDENSING UNITS

MULTI-SERVICE CONDENSING UNITS

ANTARTIC



Multi-service condensing units designed to serve more than one cold room, for medium temperature applications.

GENERAL CHARACTERISTICS

- Prepared for R-455A.
- Digital compressor.
- EC fan.
- Microchannel coil.
- Suction separator.
- Oil separator.
- Liquid receiver.
- Nitrogen charged.
- Service valves.
- High and low pressure switches.
- Pressure transducers.
- Auxiliary connections.
- Safety valve.
- Liquid sight glass.
- Filter dryer.
- Discharge temperature control probe.
- Multifunction electronic control.
- Acoustic insulation.
- Watertight electrical panel.
- Voltage protector and circuit breaker.
- Access door.
- Traxoil.
- Ball valves.
- Crankcase heater.

OPTIONS

- Winter Kit
- Refrigerant R-454C
- Anti-corrosion treatment for condenser microchannel coil
- Time control
- High-pressure fan in the condenser
- Xwzb** monitoring and control system. See page 71

ACCESSORIES

- KVP valves for use in high temperatures
- Extraction duct.

ELECTRONIC CONTROLLER

The units come standard with the advanced Dixel XC645CX electronic controller.

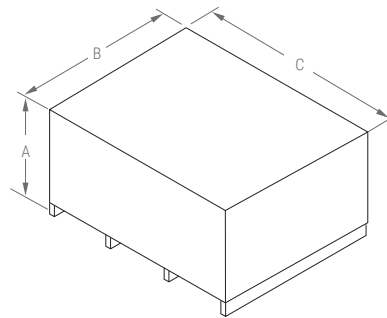
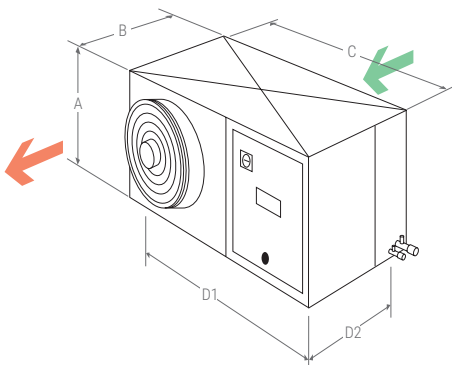


		Refrigeration capacity		Nominal consumption	Max. load current	Max. Absorption power	(COP) SEPR	Liq	Suct	R-455A	Flow			Noise level	Weight
		Max.	Min.								Ø	Power	Flow		
Series	Model	W	W	A	A	kW				kg	mm	W	m³/h	dBa	kg
100	NEW UCR1004M5G	6.810	681	7,67	9,29	5	3,1	1/2	7/8	NITROGEN	1 x 450	1 x 500	1 x 5.800	47	120
	NEW UCR1005M5G	8.640	864	9,48	11,36	6	3,07	1/2	7/8		1 x 450	1 x 500	1 x 5.800	47	120
200	NEW UCR2006M5G	10.400	1.040	11,75	14,07	7,3	3,11	1/2	7/8		1 x 500	1 x 740	1 x 7.500	47	130
	NEW UCR2008M5G	12.850	1.285	13,51	15,97	8,9	3,06	1/2	7/8		1 x 500	1 x 740	1 x 7.500	47	130
300	NEW UCR3010M5G	17.280	864	16,16	19,92	11,9	3,09	5/8	1 3/8		1 x 500	1 x 1000	1 x 8.800	52	180
400	NEW UCR4012M5G	20.800	1.040	21,4	26,04	14,1	3,1	5/8	1 3/8		2 x 450	2 x 500	2 x 5.800	54	200
	NEW UCR4015M5G	25.700	1.285	27,02	31,94	17,7	3,07	5/8	1 3/8		2 x 500	2 x 740	2 x 7.500	54	200

DIMENSIONS

COND.					
Series	A	B	C	D1	D2
100	810	760	1.375	758	642
200	910	850	1.475	858	642
300	1.310	940	1.875	1.338	842
400	1.310	995	1.875	758	842

U.C + EMB./PACK.				
Series	A	B	C	kg
100	1.120	1.000	1.600	60
200	910	850	1.475	75
300	1.120	1.140	2.200	90
400	1.520	1.675	2.155	120




CONDENSING UNITS

MULTI-SERVICE CONDENSING UNITS

ANTARTIC

Condensing units with variable refrigeration capacity to serve more than one chamber, for medium and low temperature applications.



GENERAL CHARACTERISTICS

- Pre-charged with nitrogen.
- Refrigerant R-449A, optionally for R-134A and R-513A (please consult the technical office for the cooling capacities of these refrigerants).
- Power supply 380-415 V-III-50 Hz. Other voltages available on request.
- Available in silent and high pressure version for air extraction duct installation.
- Medium and low temperature (0 °C to -20 °C).
- Oil separator included.
- Cooling capacity regulation, INVERTER technology.
- Rotary or scroll compressor.
- Liquid injection for low temperature equipment with R-449A.
- Fan speed variation via condensing pressure control.

OPTIONS

ANTI-CORROSION COATING OF THE CONDENSER	WINTER KIT	REMOTE MONITORING	EXPORT PACKAGING
Model	Model	Model	Model
UZ04CRS0045M5X	UZ04CRS0045M5X	UZ04CRS0045M5X	UZ04CRS0045M5X
UZ04CRS0070M5X	UZ04CRS0070M5X	UZ04CRS0070M5X	UZ04CRS0070M5X
UZ04CRS0030L5X	UZ04CRS0030L5X	UZ04CRS0100M5X	UZ04CRS0100M5X
UZ04CRCH045M5X	UZ04CRS0100M5X	UZ04CRS0210M5X	UZ04CRS0210M5X
UZ04CRCH030L5X	UZ04CRS0210M5X	UZ04CRS0290M5X	UZ04CRS0290M5X
UZ04CRS0100M5X	UZ04CRS0290M5X	UZ04CRS0390M5X	UZ04CRS0390M5X
UZ04CRCH100M5X	UZ04CRS0100L5X	UZ04CRS0030L5X	UZ04CRS0030L5X
UZ04CRS0210M5X	UZ04CRS0390M5X	UZ04CRS0100L5X	UZ04CRS0100L5X
UZ04CRS0100L5X	UZ04CRCH045M5X	UZ04CRCH045M5X	UZ04CRCH045M5X
UZ04CRCV210M5X	UZ04CRCH100M5X	UZ04CRCH100M5X	UZ04CRCH100M5X
UZ04CRCV100L5X	UZ04CRCH030L5X	UZ04CRCH030L5X	UZ04CRCH030L5X
UZ04CRS0290M5X	UZ04CRCV210M5X	UZ04CRCV210M5X	UZ04CRCV210M5X
UZ04CRS0390M5X	UZ04CRCV100L5X	UZ04CRCV100L5X	UZ04CRCV100L5X

OPTIONS

- Winter Kit
- Anti-corrosion coating of the condenser
- Special wooden packaging for container shipment

ACCESSORIES

- Remote monitoring
 - Electronic controller with fan-control relays, solenoid coil, resistors, chamber temperature and defrost probes, with 10 m of electrical interconnections and a 3 m connection hose.
 - Electronic controller with fan-control relays, solenoid coil, resistors, chamber temperature and defrost probes, with 10 m of electrical interconnections and a 3 m connection hose for two evaporators.

Xwzb monitoring and control system. See page 71

Type	0 °C -5 °C ÷ 10 °C (ΔT1 = 8 K)	Range	Refrigeration capacity W(*)					Nominal absolute power W	(COP) SEPR	Absolute maximum intensity A	Fan mm	Flow m³/h	Liq-gas re- frigeration connection	Noise level dBA	Weight kg
	R-449A		5 °C*	0 °C*	-5 °C*	-10 °C*	-15 °C*								
	Model		5 °C*	0 °C*	-5 °C*	-10 °C*	-15 °C*								
SILENT	UZ04CRS0045M5X	min	1.263	1.084	921	771	638	2.474	(1,88)	12	1 x 450	3.850	3/8"-5/8"	38	118
		max	8.042	6.799	5.670	4.666	3.871								
	UZ04CRS0070M5X	min	1.927	1.665	1.414	1.176	960	3.754	3,88	12	1 x 630	5.496	3/8"-3/4"	39	135
		max	10.895	9.690	8.453	7.216	6.030								
	UZ04CRS0100M5X	min	5.311	4.291	3.455	2.777	2.223	5.915	3,04	16	1 x 630	6.150	1/2"-7/8"	39	176
		max	17.056	14.237	11.826	9.791	8.088								
UZ04CRS0210M5X	min	5.548	4.456	3.570	2.858	2.282	11.529	2,66	27	2 x 630	11.150	5/8"-1 1/8"	44	311	
	max	32.440	27.315	22.737	18.712	15.237									
UZ04CRS0290M5X	min	8.152	6.589	5.303	4.262	3.429	13.930	3,20	17,5	2 x 630	12.600	7/8"-1 3/8"	44	430	
	max	45.486	38.779	32.797	27.511	22.887									
UZ04CRS0390M5X	min	13.369	10.769	8.440	6.486	5.012	19.360	3,45	31	1 x 800	21.000	7/8"-1 5/8"	43	520	
	max	68.187	57.247	47.773	39.693	32.882									
HIGH PRESSURE	UZ04CRCH045M5X	min	1.263	1.084	921	771	638	2.474	Check	12	1 x 450	3.850	3/8"-5/8"	38	118
		max	8.042	6.799	5.670	4.666	3.871								
	UZ04CRCH100M5X	min	5.311	4.291	3.455	2.777	2.223	5.915	Check	16	1 x 630	6.150	1/2"-7/8"	39	176
		max	17.056	14.237	11.826	9.791	8.088								
	UZ04CRCV210M5X	min	8.166	6.601	5.315	4.293	3.513	11.874	Check	16	1 x 560	9.500	5/8"-1 1/8"	44	311
		max	30.968	26.587	22.743	19.400	16.496								

Type	-20 °C -25 °C ÷ 15 °C (ΔT1 = 8 K)	Range	Refrigeration capacity W(*)			Nominal absolute power W	(COP) SEPR	Absolute maximum intensity A	Fan mm	Flow m³/h	Liq-gas re- frigeration connection	Noise level dBA	Weight kg
	R-449A		-25 °C*	-30 °C*	-33 °C*								
	Model		-25 °C*	-30 °C*	-33 °C*								
SILENT	UZ04CRS0030L5X	min	668	543	481	2.930	2,16	12	1 x 450	3.820	3/8"-3/4"	38	125
		max	4.194	3.472	3.089								
UZ04CRS0100L5X	min	2.841	2.182	1.775	8.990	3,39	24,6	2 x 630	11.150	5/8"-1 1/8"	44	286	
	max	10.591	8.508	7.988									
HIGH PRESSURE	UZ04CRCH030L5X	min	668	543	481	2.930	Check	12	1 x 450	3.820	3/8"-3/4"	38	125
		max	4.194	3.472	3.089								
UZ04CRCV100L5X	min	3.491	3.409	3.187	8.880	Check	15,1	1 x 560	8.500	5/8"-1 1/8"	44	250	
	max	11.204	9.144	7.930									

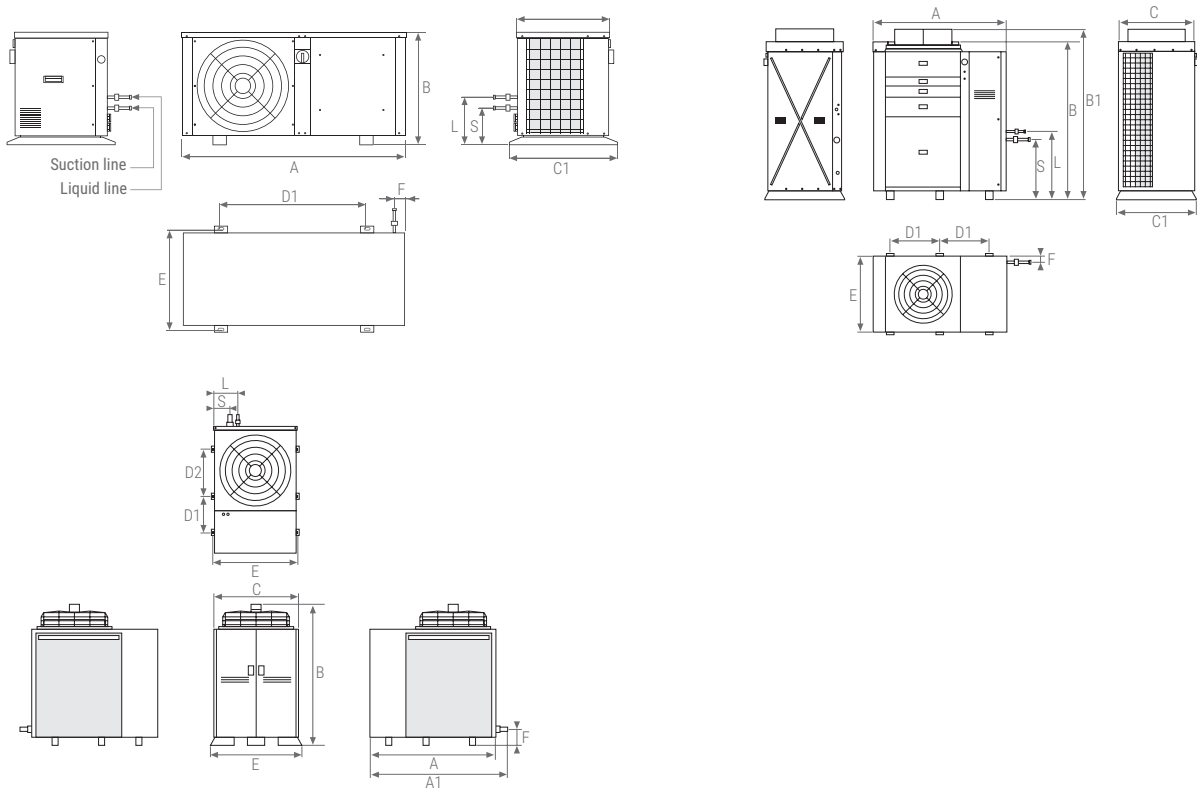
+ Conditions according to UNE-E N 13215:T standard. Ambient 32 °C, Evaporation T. of -10 °C (MT) and -30 °C (BT), SH = 10 K, refrigerant R-449A.

i High temperature equipment, consult technical office.

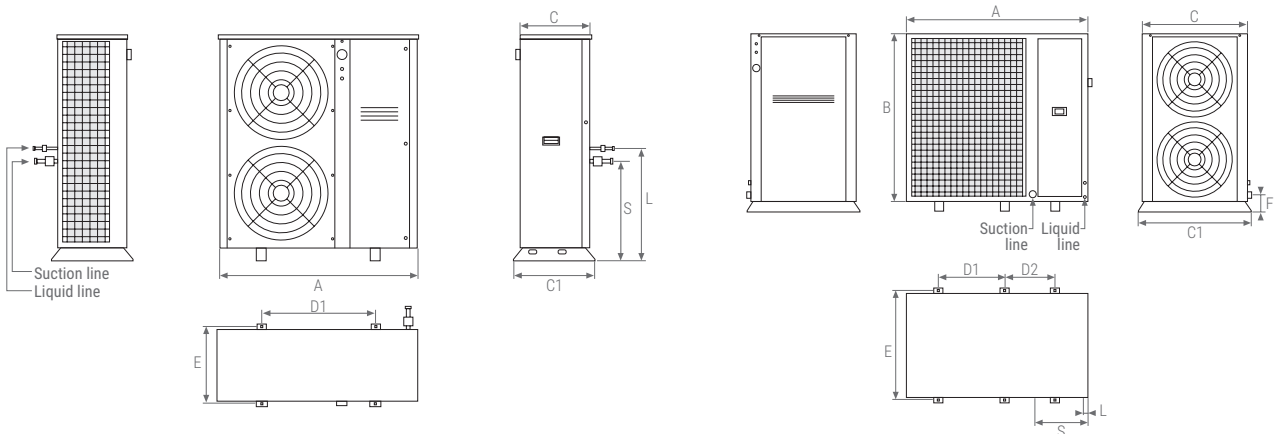
***** Evaporating temperatures.

DIMENSIONS

	A	A1	B	B1	C	C1	D1	D2	E	F	S	L
UZ04CRS0045M5X	1.106		560		466	536	728		496	50	150	240
UZ04CRCH045M5X	1.106		560		471	541	728		496	50	150	240
UZ04CRS0030L5X	1.106		560		466	536	728		496	50	150	240
UZ04CRCH030L5X	1.106		560		471	541	728		496	50	150	240
UZ04CRS0070M5X	1.140		760		430	510	770		470	50	217	277
UZ04CRS0100M5X	1.289		963		439	510	810		470	57	478	539
UZ04CRCH100M5X	1.289		963		444	515	810		470	57	478	539
UZ04CRS0390M5X	1.525	1.670	1.695		1.035	1.090	440	570	1.050	195	200	300
UZ04CRCV210M5X00	1.327		1.558	1.677	745	790	490		750	80	590	670
UZ04CRCV100L5X00	1.327		1.558	1.677	745	790	490		750	80	590	670

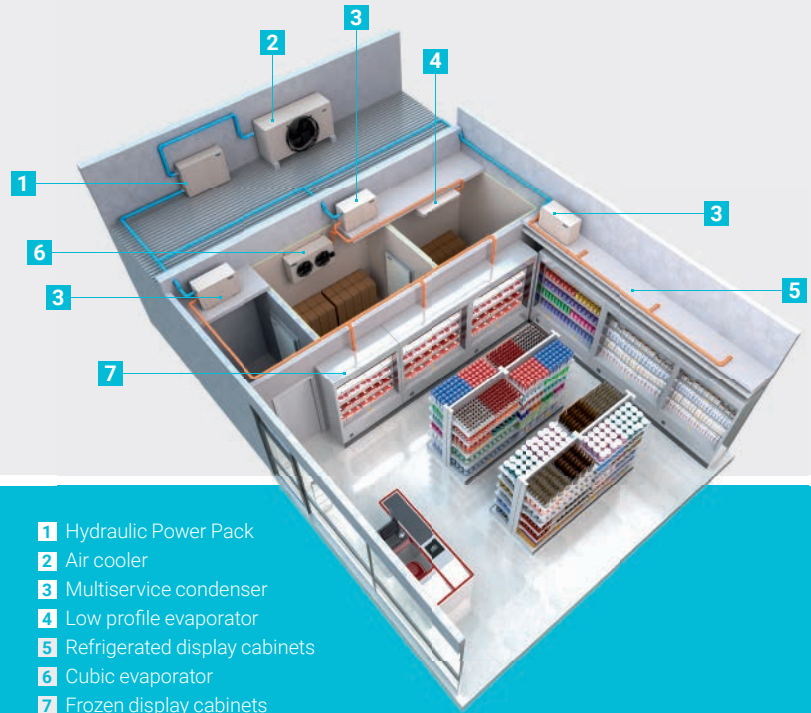


	A	A1	B	B1	C	C1	D1	D2	E	F	S	L
UZ04CRS0210M5X	1.521	1.493	475	541	751		501	69	519	430	150	240
UZ04CRS0100L5X	1.322	1.493	475	541	751		501	78	658	742	150	240
UZ04CRS0290M5X	1.528	1.488	879	950	549	420	910	148	455	44	150	240



CONDENSING UNITS

ANTARTIC - WATERLOOP SYSTEM



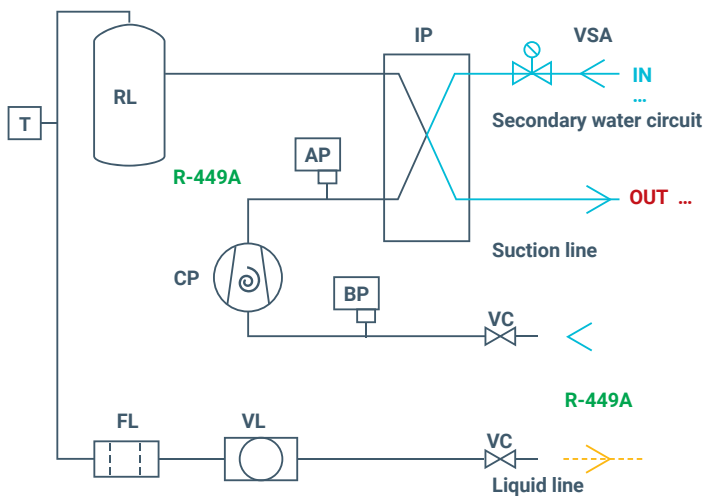
Water-cooled variable refrigeration capacity condensing units, to serve more than one chamber for high, medium and low temperature applications.

- 1** Hydraulic Power Pack
- 2** Air cooler
- 3** Multiservice condenser
- 4** Low profile evaporator
- 5** Refrigerated display cabinets
- 6** Cubic evaporator
- 7** Frozen display cabinets

GENERAL CHARACTERISTICS

- Refrigerant R-449A, optionally for R-134A and R-513A (please consult the technical office for the cooling capacities of these refrigerants).
- Power supply 380-415 V-III-50 Hz. Other voltages available on request.
- Condensation by plate heat exchanger.
- Medium and low temperature (0 °C to -20 °C).
- Oil separator included.
- Cooling capacity regulation, INVERTER technology.
- Rotary or scroll compressor.
- Liquid injection for low temperature equipment with R-449A.

REFRIGERATOR SCHEME



- AP:** High pressure switch
- BP:** Low pressure switch
- CP:** Compressor
- IP:** Plate exchanger
- RL:** Liquid container

- T:** Probe
- VSA:** Solenoid water valve
- FL:** Filter
- VC:** Shut-off valve
- VL:** Viewer



OTHERS

EVAPORATORS

p. 102 **Low-profile evaporators**
A2L

p. 104 **Low-profile evaporators**
R-449A

p. 106 **Cubic evaporators**
A2L

p. 108 **Cubic evaporators**
R-449A

p. 110 **Double flow evaporators**
A2L

p. 112 **Double flow evaporators**
R-449A

EVAPORATORS

-20°C 0°C

R-455A
R-454C



LOW-PROFILE EVAPORATORS



Evaporator units for medium and low temperature applications.

GENERAL CHARACTERISTICS

- Power supply 230/1/50. Other voltages available on request.
- High-flow axial fans.
- High-efficiency evaporative coils with copper tubes and aluminium fins.
- Liquid solenoid valve and adjustable thermostatic expansion valve built into the unit.
- Refrigeration connections to be welded, with suction-line siphon built into the unit.
- Low-temperature drain resistance (2 m).
- Electric defrost using resistors.

OPTIONS

Anti-corrosion treatment on evaporator coil

ACCESSORIES

Electronic controller with fan-control relays, solenoid coil, resistors, chamber temperature and defrost probes, with 10 m of electrical interconnections and a 3 m connection hose.

Electronic controller with fan-control relays, solenoid coil, resistors, chamber temperature and defrost probes, with 10 m of electrical interconnections and a 3 m connection hose for two evaporators.

0 °C -5 °C ÷ 10 °C (ΔT = 8 K)	Refrigeration capacity	Battery		Ventilation fans				Electric defrost		Liq-gas refrigeration connection	Weight
		Spf.	Vol.	Flow	Ø	Power	Reach	Power	Intensity		
Model	W	m ²	L	m ³ /h	mm	N° x W	m	W	A		kg
EEC3001M1G	1.300	6,7	1,3	1.000	250	1 x 70	4	650	2,8	3/8-1/2	15
EEC3022M1G	2.000	11,3	2,5	2.000	250	2 x 70	4	900	3,9	3/8-5/8	25
EEC3002M1G	2000	11,3	2,5	2000	250	2 x 70	4	900	3,9	3/8-5/8	25
EEC3003M1G	3.800	19,3	4,1	3.000	250	3 x 70	6	1.250	5,4	3/8-3/4	40

i If the equipment is to operate in a working range between 0 and -5 °C, please consult the technical office.

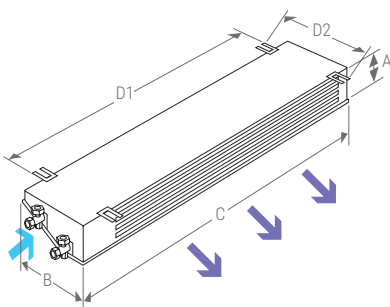
-20 °C -25 °C ÷ -15 °C (ΔT = 8 K)	Refrigeration capacity	Battery		Ventilation fans				Electric defrost		Liq-gas refrigeration connection	Weight
		Spf.	Vol.	Flow	Ø	Power	Reach	Power	Intensity		
Model	W	m ²	L	m ³ /h	mm	N° x W	m	W	A		kg
EEC3001L1G	1.100	6,1	1,6	1.300	230	2 x 40	4	850	3,7	3/8-5/8	20
EEC3002L1G	1.400	9,7	2,5	3.000	250	3 x 70	5	1.200	5,2	3/8-5/8	30
EEC3003L1G	2.000	16,8	4,6	4.000	250	4 x 70	6	1.800	7,8	3/8-3/4	45

FIN PASS: Medium: 4 mm - 5 mm/Low: 6 mm - 8 mm

DIMENSIONS

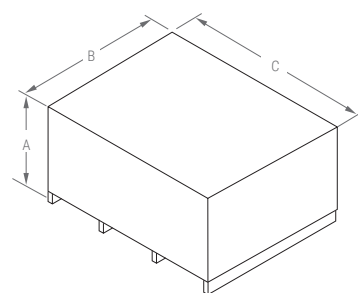
EVAPORATOR

	A	B	C	D1	D2
1M	210	420	820	570	440
1L	210	425	920	670	460
22M	210	425	1.205	950	460
2L	210	425	1.310	1.050	460
3M	240	425	1.690	1.420	460
3L	240	425	1.890	1.620	460



UNIT + EMB. / PACK.

	A	B	C	kg
1M	300	530	1.015	25
1L	300	530	1.015	30
22M	300	530	1.395	35
2L	300	530	1.395	45
3M	330	535	1.980	50
3L	330	535	1.980	50



EVAPORATORS

-20°C 0°C

R-449A

LOW-PROFILE EVAPORATORS



Evaporator units for medium and low temperature applications.

GENERAL CHARACTERISTICS

- Power supply 230/1/50. Other voltages available on request.
- High-flow axial fans.
- High-efficiency evaporative coils with copper tubes and aluminium fins.
- Liquid solenoid valve and adjustable thermostatic expansion valve built into the unit.
- Refrigeration connections to be welded, with suction-line siphon built into the unit.
- Low-temperature drain resistance (2 m).
- Electric defrost using resistors.

OPTIONS

Anti-corrosion treatment on evaporator coil

ACCESSORIES

* Electronic controller with fan-control relays, solenoid coil, resistors, chamber temperature and defrost probes, with 10 m of electrical interconnections and a 3 m connection hose.

Electronic controller with fan-control relays, solenoid coil, resistors, chamber temperature and defrost probes, with 10 m of electrical interconnections and a 3 m connection hose for two evaporators.

0 °C -5 °C ÷ 10 °C (ΔT = 8 K)	Refrigeration capacity	Battery		Ventilation fans				Electric defrost		Liq-gas refrigeration connection	Weight
		Spf.	Vol.	Flow	Ø	Power	Reach	Power	Intensity		
Model	W	m ²	L	m ³ /h	mm	N° x W	m	W	A		kg
EEC3000M1X	1.000	3,5	1,1	440	250	1 x 36	3,5	283	1,29	3/8-1/2	7
EEC3001M1X	1.300	6,7	1,3	1.000	250	1 x 70	4	650	2,8	3/8-1/2	15
EEC3022M1X	1.975	8,5	2	2.000	250	2 x 70	4	900	3,9	3/8-5/8	25
EEC3002M1X	2.300	11,3	2,5	2.000	250	2 x 70	4	900	3,9	3/8-5/8	25
EEC3003M1X	3.800	19,3	4,1	3.000	250	3 x 70	6	1250	5,4	3/8-3/4	40

i If the equipment is to operate in a working range between 0 and -5 °C, please consult the technical office.

-20 °C -25 °C ÷ -15 °C (ΔT = 8 K)	Refrigeration capacity	Battery		Ventilation fans				Electric defrost		Liq-gas refrigeration connection	Weight
		Spf.	Vol.	Flow	Ø	Power	Reach	Power	Intensity		
Model	W	m ²	L	m ³ /h	mm	N° x W	m	W	A		kg
EEC3000L1X*	800	3,5	1,1	440	250	1 x 36	3,5	283	1,29	3/8-1/2	7
EEC3001L1X*	1.100	6,1	1,6	1.300	230	2 x 40	4	850	3,7	3/8-5/8	20
EEC3002L1X*	1.400	9,7	2,5	3.000	250	3 x 70	5	1.200	5,2	3/8-5/8	30
EEC3003L1X*	2.000	16,8	4,6	4.000	250	4 x 70	6	1.800	7,8	3/8-3/4	45

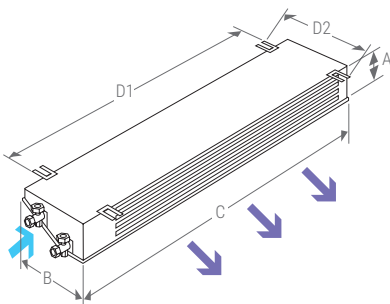
* Available in R-452A

FIN PASS: Medium: 4 mm - 5 mm/Low: 6 mm - 8 mm

DIMENSIONS

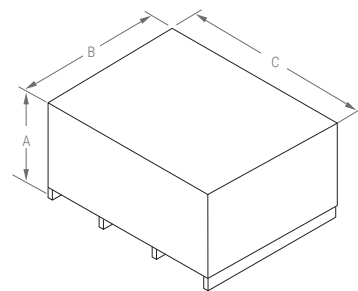
EVAPORATOR

	A	B	C	D1	D2
0M-0L	480	195	520	348	230
1M	210	420	820	570	440
1L	210	425	920	670	460
2M	210	425	1.205	950	460
22M	210	425	1.205	950	460
2L	210	425	1.310	1.050	460
3M	240	425	1.690	1.420	460
3L	240	425	1.890	1.620	460



UNIT + EMB. / PACK.

	A	B	C	kg
0M-0L	300	530	1.015	20
1M	300	530	1.015	25
1L	300	530	1.015	30
2M	300	530	1.395	35
22M	300	530	1.395	35
2L	300	530	1.395	45
3M	330	535	1.980	50
3L	330	535	1.980	50



EVAPORATORS

-20°C 0°C

R-455A
R-454C



CUBIC EVAPORATORS



Evaporating units for medium and low temperature applications.

GENERAL CHARACTERISTICS

- Power supply 400/III/50. Other voltages available on request.
- High-flow axial fans.
- High-efficiency evaporative coils with copper tubes and aluminium fins.
- Liquid solenoid valve and adjustable thermostatic expansion valve built into the unit.
- Refrigeration connections to be welded, with suction-line siphon built into the unit.
- Low-temperature drain resistance (2 m).
- Electric defrost using resistors.

OPTIONS

Anti-corrosion treatment on evaporator coil

ACCESSORIES

Electronic controller with fan-control relays, solenoid coil, resistors, chamber temperature and defrost probes, with 10 m of electrical interconnections and a 3 m connection hose.

Electronic controller with fan-control relays, solenoid coil, resistors, chamber temperature and defrost probes, with 10 m of electrical interconnections and a 3 m connection hose for two evaporators.

0 °C -5 °C ÷ 10 °C (ΔT = 8 K)	Refrigeration capacity	Battery		Ventilation fans				Electric defrost		Liq-gas refrigeration connection	Weight
		Spf.	Vol.	Flow	Ø	Power	Reach	Power	Intensity		
Model	W	m²	L	m³/h	mm	N° x W	m	W	A		kg
EEC2116M1G	1.600	6,5	2,8	1.800	315	1 x 105	19	1.377	2,3	1/2-5/8	15
EEC2156M1G	4.000	17,7	3,1	4.540	350	2 x 129	17	2.720	5,93	1/2-3/4	52
EEC2206M1G	4.448	19,4	7,5	3.200	315	2 x 110	20	3.160	6,9	1/2-5/8	31
EEC2236M1G	5.390	19,4	7,2	5.490	315	2 x 110	20	3.430	5,4	1/2-7/8	38
EEC2316M1G	6.475	25,2	8,7	5.600	350	2 x 145	20	4.455	9,3	1/2-7/8	42
UEC2416M5G	11.240	37,9	13,6	8.540	350	2 x 145	20	7.980	11,5	5/8-1 1/8	62
UEC2924M5G	17.240	56	15	11.500	450	2 x 480	20	5.170	7,5	7/8-1 3/8	69
UEC3232M5G	21.800	84	22	10.400	450	2 x 960	22	6.440	11	1 1/8-1 5/8	83
UEC3434M5G	27.300	84,4	39	15.000	630	1 x 1900	38	13.760	20,8	1 3/8-2 1/8	189

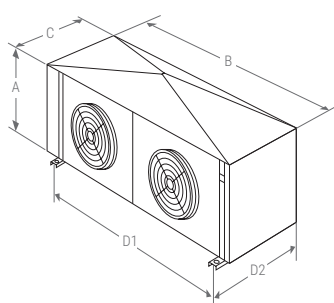
i If the equipment is to operate in a working range between 0 and -5 °C, please consult the technical office.

-20 °C -25 °C ÷ -15 °C (ΔT = 8 K)	Refrigeration capacity	Battery		Ventilation fans				Electric defrost		Liq-gas refrigeration connection	Weight
		Spf.	Vol.	Flow	Ø	Power	Reach	Power	Intensity		
Model	W	m²	L	m³/h	mm	N° x W	m	W	A		kg
EEC2066L1G	1.200	22,1	3,9	6.400	400	2 x 170	19	2.720	5,93	1/2-3/4	53
EEC2116L1G	1.600	6,5	2,8	1.800	315	1 x 105	19	1.377	2,3	1/2-5/8	15
EEC2156L1G	3.600	12,9	5	3.670	315	2 x 110	20	2.400	3,9	1/2-5/8	27
EEC2206L1G	4.500	19,4	7,5	3.200	315	2 x 110	20	3.160	6,9	1/2-5/8	31
EEC2236L1G	5.500	19,4	7,2	5.490	315	3 x 110	20	3.430	5,4	1/2-7/8	38
EEC2316L1G	6.312	25,2	8,7	5.600	350	2 x 145	20	4.455	9,3	1/2-7/8	42
UEC2416L5G	8.298	37,9	13,6	8.540	350	3 x 145	20	7.980	11,5	5/8-1 1/8	62
UEC3037L5G	17.200	63,3	30	15.900	630	1 x 1900	20	9.695	14	1 5/8-1 1/8	172
UEC3434L5G	21.100	84,4	39	15.900	630	1 x 1900	38	13.760	20,8	1 3/8-2 1/8	189

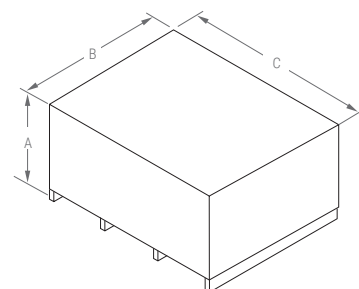
FIN PASS: Medium: 4 mm - 5 mm/Low: 6 mm - 8 mm

DIMENSIONS

EVAPORATOR					
	A	B	C	D1	D2
116	440	695	380	475	410
156	440	1.145	450	925	410
206	440	1.145	450	925	410
236	440	1.595	450	1.375	450
316	565	1.565	400	1.345	450
416	565	1.565	400	1.345	450
924	675	1.965	450	1.625	490
037	675	1.965	450	1.625	490
232	675	1.965	450	1.625	490
434	675	1.965	450	1.625	490



UNIT + EMB. / PACK.				
	A	B	C	kg
116	530	560	1.180	25
156	530	560	1.180	35
206	530	560	1.180	40
236	530	560	1.620	55
316	670	580	1.590	55
416	670	580	2.250	80
924	700	630	2.000	100
037	1.220	850	1.900	200
232	1.220	850	1.900	200
434	1.220	850	1.900	200



CUBIC EVAPORATORS



Evaporating units for medium and low temperature applications.

GENERAL CHARACTERISTICS

- Power supply 400/III/50. Other voltages available on request.
- High-flow axial fans.
- High-efficiency evaporative coils with copper tubes and aluminium fins.
- Liquid solenoid valve and adjustable thermostatic expansion valve built into the unit.
- Refrigeration connections to be welded, with suction-line siphon built into the unit.
- Low-temperature drain resistance (2 m).
- Electric defrost using resistors.

OPTIONS

Anti-corrosion treatment on evaporator coil

ACCESSORIES

Electronic controller with fan-control relays, solenoid coil, resistors, chamber temperature and defrost probes, with 10 m of electrical interconnections and a 3 m connection hose.

Electronic controller with fan-control relays, solenoid coil, resistors, chamber temperature and defrost probes, with 10 m of electrical interconnections and a 3 m connection hose for two evaporators.

0 °C -5 °C ÷ 10 °C (ΔT = 8 K)	Refrigeration capacity	Battery		Ventilation fans				Electric defrost		Liq-gas refrigeration connection	Weight
		Spf.	Vol.	Flow	Ø	Power	Reach	Power	Intensity		
Model	W	m²	L	m³/h	mm	Nº x W	m	W	A		kg
EEC2066M1X	1.400	8,45	2,8	650	250	1 x 36	7	1.083	1,86	1/2-1/2	11
EEC2116M1X	1.600	6,46	2,8	1.800	315	1 x 105	19	1.377	2,3	1/2-5/8	15
EEC2156M1X	4.000	12,9	5	3.670	315	2 x 110	19	2.403	3,9	1/2-5/8	27
EEC2206M1X	4.448	19,4	7,5	3.200	315	2 x 110	20	3.160	6,9	1/2-5/8	31
EEC2236M1X	5.390	19,4	7,2	5.490	315	3 x 110	20	3.430	5,4	1/2-7/8	38
EEC2316M1X	6.475	25,2	8,7	5.600	350	2 x 145	20	4.455	9,3	1/2-7/8	42
UEC2416M5X	11.240	37,9	13,6	8.540	350	3 x 145	20	7.980	11,5	5/8-1 1/8	62
UEC2924M5X	17.240	56	15	11.500	450	2 x 480	20	5.170	7,5	7/8-1 3/8	69
UEC3232M5X	21.800	84	22	10.400	450	2 x 960	22	6.440	11	1 1/8-1 5/8	83
UEC3434M5X	30.900	84,4	39	15.000	630	1 x 1900	38	13.760	20,8	1 3/8-2 1/8	189

i If the equipment is to operate in a working range between 0 and -5 °C, please consult the technical office.

-20 °C -25 °C ÷ -15 °C (ΔT = 8 K)	Refrigeration capacity	Battery		Ventilation fans				Electric defrost		Liq-gas refrigeration connection	Weight
		Spf.	Vol.	Flow	Ø	Power	Reach	Power	Intensity		
Model	W	m²	L	m³/h	mm	Nº x W	m	W	A		kg
EEC2066L1X*	1.200	8,45	2,8	650	250	1 x 36	7	1.083	1,86	1/2-1/2	11
EEC2116L1X*	1.600	6,46	2,8	1.800	315	1 x 105	19	1.377	2,3	1/2-5/8	15
EEC2156L1X*	3.600	12,9	5	3.670	315	2 x 110	20	2.400	3,9	1/2-5/8	27
EEC2206L1X*	4.500	19,4	7,5	3.200	315	2 x 110	20	3.160	6,9	1/2-5/8	31
EEC2236L1X*	5.500	19,4	7,2	5.490	315	3 x 110	20	3.430	5,4	1/2-7/8	38
EEC2316L1X*	6.312	25,2	8,7	5.600	350	2 x 145	20	4.455	9,3	1/2-7/8	42
UEC2416L5X*	11.240	37,9	13,6	8.540	350	3 X 145	20	7.980	11,5	5/8-1 1/8	62
UEC3037L5X*	17.200	63,3	30	15.900	630	1 x 1900	20	9.695	14	1 5/8-1 1/8	172
UEC3434L5X*	21.100	84,4	39	15.900	630	1 x 1900	38	13.760	20,8	1 3/8-2 1/8	189

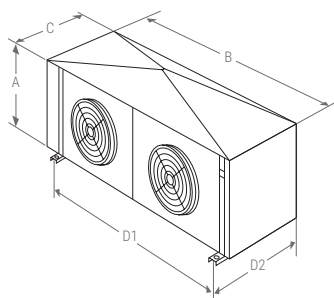
* Available in R-452A

FIN PASS: Medium: 4 mm - 5 mm/Low: 6 mm - 8 mm

DIMENSIONS

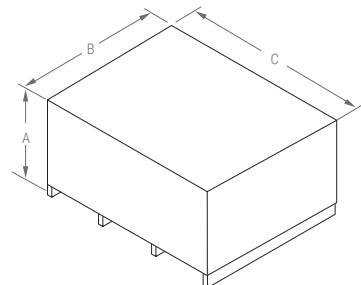
EVAPORATOR

	A	B	C	D1	D2
066	375	575	350	355	370
116	440	695	380	475	410
156	440	1.145	450	925	410
206	440	1.145	450	925	410
236	440	1.595	450	1.375	450
316	565	1.565	400	1.345	450
416	565	1.565	400	1.345	450
924	675	1.965	450	1.625	490
037	675	1.965	450	1.625	490
232	675	1.965	450	1.625	490
434	675	1.965	450	1.625	490



UNIT + EMB. / PACK.

	A	B	C	kg
066	530	560	1.180	20
116	530	560	1.180	25
156	530	560	1.180	35
206	530	560	1.180	40
236	530	560	1.620	55
316	670	580	1.590	55
416	670	580	2.250	80
924	700	630	2.000	100
037	1.220	850	1.900	200
232	1.220	850	1.900	200
434	1.220	850	1.900	200



EVAPORATORS

12°C

R-455A
R-454C



DOUBLE FLOW EVAPORATORS



Evaporating units for high temperature applications.

GENERAL CHARACTERISTICS

- Power supply 230/I/50 and 400/III/50. Other voltages available on request.
- Low speed axial fans tubes and aluminium fins.
- High-efficiency evaporative coils with copper tubes and aluminium fins.
- Loose liquid solenoid valve.
- Adjustable thermostatic expansion valve integrated into the unit.
- Refrigeration connections to be welded, with suction-line siphon built into the unit.
- Air defrosting.

OPTIONS

Anti-corrosion treatment on evaporator coil.

*Evaporator condensate pump (max. Pumping height 1.5 m) .

ACCESSORIES

*Electronic controller with fan-control relays, solenoid coil, resistors, chamber temperature and defrost probes, with 10 m of electrical interconnections and a 3 m connection hose.

Electronic controller with fan-control relays, solenoid coil, resistors, chamber temperature and defrost probes, with 10 m of electrical interconnections and a 3 m connection hose for two evaporators.

KVP valve (for use with MCU solutions)

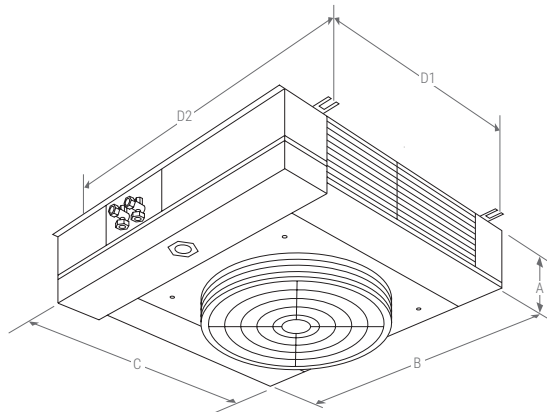
NEW

12 °C +10°C ÷ 15 °C (ΔT = 8 K)	Refrigeration capacity	Battery		Ventilation fans				Defrost		Liq-gas refrigeration connection	Weight
		Spf.	Vol.	Flow	Ø	Power	Reach	Power	Intensity		
Model	W	m ²	L	m ³ /h	mm	N° x W	m	W	A		kg
EEP4084W1G	4.250	8,5	1,8	1.625	350	1 x 95	6	Air	-	3/8-1/2	32
EEP4094W1G	3.484	8,5	1,8	1.380	300	1 x 85	6	Air	-	3/8-1/2	32
EEP4154W1G	8.500	15,6	3,2	3.200	350	2 x 95	7	Air	-	3/8-5/8	45
EEP4214W1G	12.750	21,6	4,8	4.700	350	3 x 95	8	Air	-	1/2-3/4	65
EEP4330W1G	14.540	34,8	8	4.700	350	3 x 95	8	Air	-	1/2-3/5	70

DIMENSIONS

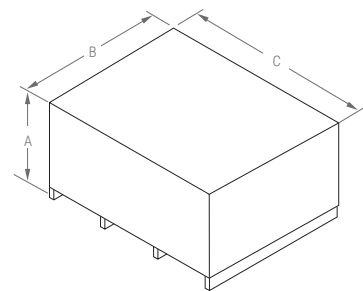
EVAPORATOR

	A	B	C	D1	D2
084	284	853	796	582	810
094	310	853	796	582	810
154	307	853	1.203	982	810
214	307	853	1.612	1.382	810
330	310	848	1.900	1.731	790



UNIT + EMB. / PACK.

	A	B	C	kg
084	315	940	1.330	35
094	315	940	1.330	35
154	315	940	1.330	55
214	315	940	1.730	65
330	315	940	1.730	110



EVAPORATORS

12°C

R-449A

DOUBLE FLOW EVAPORATORS



Evaporating units for high temperature applications.

GENERAL CHARACTERISTICS

- Power supply 230/I/50 and 400/III/50. Other voltages available on request.
- Low speed axial fans tubes and aluminium fins.
- High-efficiency evaporative coils with copper tubes and aluminium fins.
- Loose liquid solenoid valve.
- Adjustable thermostatic expansion valve integrated into the unit.
- Refrigeration connections to be welded, with suction-line siphon built into the unit.
- Air defrosting.

OPTIONS

Anti-corrosion treatment on evaporator coil.

*Evaporator condensate pump (max. Pumping height 1.5 m).

ACCESSORIES

*Electronic controller with fan-control relays, solenoid coil, resistors, chamber temperature and defrost probes, with 10 m of electrical interconnections and a 3 m connection hose.

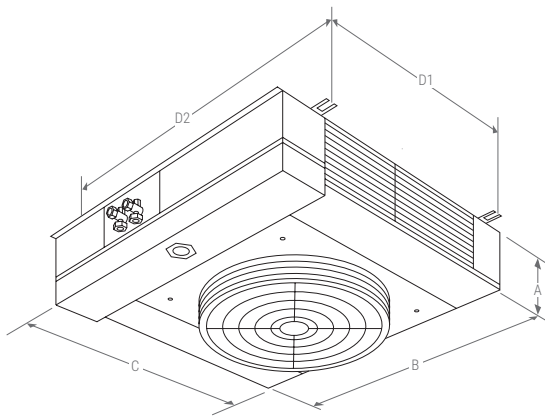
Electronic controller with fan-control relays, solenoid coil, resistors, chamber temperature and defrost probes, with 10 m of electrical interconnections and a 3 m connection hose for two evaporators.

+12 °C 10 °C ÷ 15 °C (ΔT = 8 K)	Refrigeration capacity	Battery		Ventilation fans				Defrost		Liq-gas refrigeration connection	Weight
		Spf.	Vol.	Flow	∅	Power	Reach	Power	Intensity		
Model	W	m ²	L	m ³ /h	mm	N° x W	m	W	A		kg
EEP4084W1X	4.250	8,5	1,8	1.625	350	1 x 95	6	Air	-	3/8-1/2	32
EEP4094W1X	3.484	8,5	1,8	1.380	300	1 x 85	6	Air	-	3/8-1/2	32
EEP4154W1X	8.500	15,6	3,2	3.200	350	2 x 95	7	Air	-	3/8-5/8	45
EEP4214W1X	12.750	21,6	4,8	4.700	350	3 x 95	8	Air	-	1/2-3/4	65
EEP4330W1X	14.540	34,8	8	4.700	350	3 x 95	8	Air	-	1/2-3/5	70

DIMENSIONS

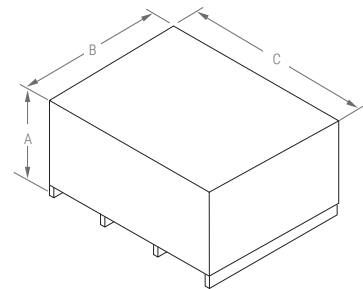
EVAPORATOR

	A	B	C	D1	D2
084	284	853	796	582	810
094	310	853	796	582	810
154	307	853	1.203	982	810
214	307	853	1.612	1.382	810
330	310	848	1.900	1.731	790



UNIT + EMB. / PACK.

	A	B	C	kg
084	315	940	1.330	35
094	315	940	1.330	35
154	315	940	1.330	55
214	315	940	1.730	65
330	315	940	1.730	110



EVAPORATORS

EVAPORATOR SELECTION

Graphic 1: Relation between DT1 (°K) and relative humidity (%) inside the cold room.

Graphic 2: Correction factor Fc to be used according to the Te (°C) and DT1 (°K)

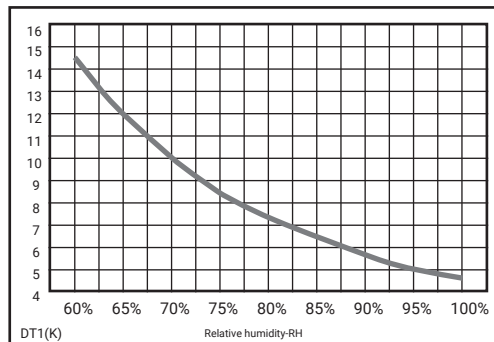
Tc: Cold room temperature (°C)
Te: Evaporation temperature (°C)
Qn: Evaporator nominal capacity (W)
Qe: Needs of evaporator to be selected (W)

DT1: Difference between cold room temperature and evaporation temperature (°K)
RH: Relative Humidity inside the cold room

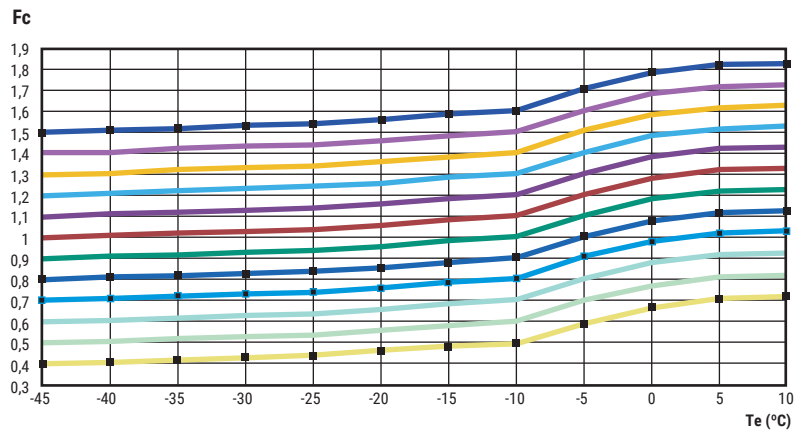
Fc: Correction factor
Fr: Refrigerant factor (R134A=0,9; R22=0,95; R449A=1,05)

Example: Cold room must have a cooling capacity of 6 000 W at 0 °C and a Relative Humidity (RH) of 70%.
 Refrigerator R494A

- 1° Graphic 1, for 70%, DT1 = 10
- 2° Cold room at 0 °C and DT1 = 10, evaporation temperature -10 °C
- 3° Graphic 2, for Te = -10 °C y DT1 = 10, Correction Factor 1,1
- 4° Calculate the nominal power with the formula:
 $Q_n = Q_e / F_c / F_r = 6000 / 1,1 / 1,05 = 5 194 \text{ W}$
- 5° Select evaporator, model EEC2236M1X



DT1 (graphic 1)



FC Correction factor (graphic 2)

■ D T1=15 ■ D T1=14 ■ D T1=15 ■ D T1=14
■ D T1=13 ■ D T1=12 ■ D T1=13 ■ D T1=12
■ D T1=11 ■ D T1=10 ■ D T1=11 ■ D T1=10

INDUSTRIAL EQUIPMENT

COMPACT/ SPLIT

- p. 116 **High temperature**
KPA · A2L / R-449A / R-513A
- p. 118 **Medium temperature**
KPM · A2L / R-449A / R-513A
- p. 120 **Medium temperature and high relative humidity**
KPMH · A2L / R-449A / R-513A
- p. 122 **Low temperature**
KPB · A2L / R-449A
- p. 124 **Frozen food preservation**
KPC · R-452A
- p. 126 **Freezing tunnel**
KPTC · A2L / R-452A / R-449A
- p. 128 **Two stage freezing tunnel**
KPDE · R-452A
- p. 130 **Medium-Low**
KPMB · A2L / R-449A
- p. 132 **Low-Medium**
KPBM · A2L / R-449A




R-454C R-449A
R-455A R-513A



INDUSTRIAL EQUIPMENT

HIGH TEMPERATURE

KPA



Compact / Split

In compact units, only A2L refrigerant is available.

GENERAL CHARACTERISTICS

- Electronic expansion valve.
- Control of equipment operation by automaton.
- 5.7" touch screen.
- Suitable for cold-storage and processing rooms.
- Defrosting by air.
- Fin pitch = 5 mm.
- Highly optimized unit thanks to its high condensing surface and low consumption.
- 80 Pa pressure available for use with textile conduct.
- Given that these units operate in processing rooms or chambers at between +5 °C and +15 °C, no volumes are indicated. Please consult us.
- Ceiling or cubic ducted evaporators with textile duct for working rooms.
- Possibility of supplying textile ducts (optional).
- Low refrigerant charge. Microchannel condensing coil.

KIDEPACK

Model	Refrigeration capacity	Compressor	Max. absorbed power	Box	Evaporator	Air flow
R-455A R-449A	Watts	HP	kW	Cond. / Evap.	m ³ /h	m
KPA-3	10.100	3 H	5,40	145	5.600	17
KPA-5	18.200	5 H	7,90	150	7.900	19
KPA-8	27.800	7,5 H	12,80	250	16.200	20
KPA-10	35.300	10 H	15,70	250	16.200	20
KPA-13	42.400	13 H	17,50	350	25.100	22
KPA-15	47.500	15 H	19,40	350	25.100	22
KPA-20	55.900	20 SH	24,50	350	25.100	22
KPA-25-s	70.200	25 SH	29,60	450 / 2 x 250	32.400	20
KPA-30-s	82.800	30 SH	33,50	450 / 2 x 350	50.200	22



TWO OPTIONS OF EVAPORATORS

Double flow evaporators in split version



Cubic evaporators in compact or split version



KIDEPACK

Condenser	Defrost	Diameter of pipes			Refrigeration capacities under other conditions						Cold room	Model	
					kW			m³ aprox.					
					T. ext. = +32 °C			T. ext. = +40 °C					
m³/h	kW	Asp.	Liq.	Gas	+15 °C	+10 °C	+5 °C	+15 °C	+10 °C	-5 °C		R-455A	R-449A
5.600	air	1 1/8"	5/8"	-	10,1	8,9	7,7	9,4	8,5	7,6	-	KPA-3	
7.600	air	1 3/8"	5/8"	-	18,2	16,0	13,9	16,9	15,3	13,6	-	KPA-5	
14.500	air	1 3/8"	7/8"	-	27,8	24,4	21,2	25,7	23,3	20,8	-	KPA-8	
15.000	air	1 5/8"	7/8"	-	35,3	31,0	26,9	32,7	29,6	26,4	-	KPA-10	
20.300	air	1 5/8"	7/8"	-	42,4	37,3	32,4	39,3	35,6	31,8	-	KPA-13	
20.300	air	1 5/8"	7/8"	-	47,5	41,8	36,2	44,0	39,9	35,6	-	KPA-15	
20.600	air	2 1/8"	1 1/8"	-	55,9	49,1	42,7	51,8	46,9	41,9	-	KPA-20	
30.000	air	2 1/8"	1 1/8"	-	70,2	61,7	53,6	65,0	58,9	52,6	-	KPA-25-s	
31.000	air	2 1/8"	1 1/8"	-	82,8	72,8	63,2	76,7	69,5	62,0	-	KPA-30-s	



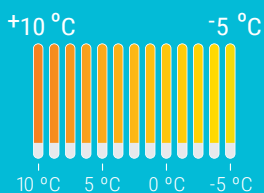
R-454C R-449A
R-455A R-513A



INDUSTRIAL EQUIPMENT

MEDIUM TEMPERATURE

KPM



Compact / Split

In compact units, only A2L refrigerant is available.

GENERAL CHARACTERISTICS

- Electronic expansion valve.
- Control of equipment operation by automaton.
- 5.7" touch screen.
- The basic range for coolrooms at around 0 °C.
- Defrosting by hot gas up to 30 HP.
- Fin pitch = 5 mm.
- Models with two evaporators have electrical defrosting.
- Capacities up to 80,500 W with one single unit.
- A wide variety of models and powers for all kinds of applications at around 0 °C.
- Low refrigerant charge. Microchannel condensing coil.

KIDEPACK

Model	Refrigeration capacity	Compressor	Max. absorbed power	Box	Evaporator	Air flow
R-455A R-449A	Watts	HP	kW	Cond. / Evap.	m ³ /h	m
KPM-4	7.300	4 H	5,70	145	5.600	17
KPM-5	9.400	5 H	7,20	150	7.900	19
KPM-6	12.500	6 H	9,00	150	7.900	19
KPM-8	14.600	8 H	10,40	150	7.900	19
KPM-10	18.700	10 H	14,30	250	16.200	20
KPM-13	23.900	13 H	17,80	250	16.200	20
KPM-15	27.200	15 H	16,80	250	16.200	20
KPM-20	31.900	20 SH	22,90	350	25.100	22
KPM-25	39.600	25 SH	26,30	350	25.100	22
KPM-30	44.800	30 SH	29,00	350	25.100	22
KPM-35-s	58.500	35 SH	37,60	450 / 2 x 250	32.400	20
KPM-40-s	67.900	40 SH	44,10	450 / 2 x 350	50.200	22
KPM-50-s	80.500	50 SH	54,20	450 / 2 x 350	50.200	22



EVAPORATOR OPTION



Cubic evaporators

KIDEPACK

Condenser m³/h	Defrost kW	Diameter of pipes			Refrigeration capacities under other conditions kW								Cold room m³ aprox.	Model	
		Asp.	Liq.	Gas	T. ext. = +32 °C				T. ext. = +40 °C					R-455A	R-449A
					+10 °C	+5 °C	0 °C	-5 °C	+10 °C	+5 °C	0 °C	-5 °C			
5.600	gas	1 1/8"	1/2"	5/8"	9,6	8,5	7,3	6,3	8,8	7,8	6,7	5,7	150	KPM-4	
7.200	gas	1 1/8"	5/8"	7/8"	12,3	10,9	9,4	8,1	11,3	10,0	8,6	7,3	200	KPM-5	
7.200	gas	1 3/8"	5/8"	7/8"	16,2	14,5	12,5	10,7	15,0	13,3	11,5	9,7	270	KPM-6	
7.200	gas	1 3/8"	5/8"	7/8"	19,1	16,9	14,6	12,5	17,6	15,5	13,4	11,4	330	KPM-8	
14.400	gas	1 3/8"	7/8"	1 1/8"	24,5	21,6	18,7	16,0	22,5	19,9	17,2	14,6	440	KPM-10	
14.800	gas	1 5/8"	7/8"	1 1/8"	31,3	27,7	23,9	20,5	28,8	25,4	21,9	18,6	590	KPM-13	
14.800	gas	1 5/8"	7/8"	1 1/8"	35,6	31,5	27,2	23,3	32,7	28,9	25,0	21,2	700	KPM-15	
20.000	gas	1 5/8"	7/8"	1 1/8"	41,7	36,9	31,9	27,3	38,4	33,9	29,3	24,8	860	KPM-20	
20.000	gas	2 1/8"	7/8"	1 1/8"	51,8	45,8	39,6	33,9	47,6	42,1	36,4	30,8	1.140	KPM-25	
20.300	gas	2 1/8"	1 1/8"	1 3/8"	58,6	51,8	44,8	38,4	53,9	47,6	41,1	34,9	1.340	KPM-30	
30.000	23,3	2 1/8"	1 1/8"	-	76,5	67,7	58,5	50,1	70,4	62,2	53,7	45,5	1.850	KPM-35-s	
31.000	28,4	2 1/8"	1 1/8"	-	88,8	78,6	67,9	58,1	81,7	72,2	62,3	52,8	2.230	KPM-40-s	
32.000	35,2	2 5/8"	1 1/8"	-	105,3	93,1	80,5	68,9	96,8	85,6	73,9	62,6	2.760	KPM-50-s	




R-454C R-449A
R-455A R-513A



INDUSTRIAL EQUIPMENT

MEDIUM TEMPERATURE AND HIGH RELATIVE HUMIDITY

KPMH



Compact / Split

In compact units, only A2L refrigerant is available.

GENERAL CHARACTERISTICS

- Electronic expansion valve.
- Control of equipment operation by automaton.
- 5.7" touch screen.
- Specially designed for vegetables, long-term fruit storage and meat blast chiller.
- Thanks to a larger evaporating surface than the KPM models, maintains a higher relative humidity in the cold room.
- Defrosting by hot gas up to 22 HP.
- Fin pitch = 5 mm.
- Larger surface area in evaporator coil.
- High RH in the room.
- Smaller ΔT .
- Models with two evaporators have electrical defrosting.
- Low refrigerant charge. Microchannel condensing coil.

KIDEPACK

Model	Refrigeration capacity	Compressor	Max. absorbed power	Box	Evaporator	Air flow
	Watts	HP	kW	Cond. / Evap.	m ³ /h	m
R-455A R-449A						
KPMH-3	5.700	3 H	5,00	145	5.600	17
KPMH-4	8.000	4 H	5,80	150	7.900	19
KPMH-5	10.300	5 H	7,20	150	7.900	19
KPMH-6	14.100	6 H	10,50	250	16.200	20
KPMH-8	16.600	8 H	11,90	250	16.200	20
KPMH-10	21.400	10 H	14,30	250	16.200	20
KPMH-13	26.500	13 H	19,20	350	25.100	22
KPMH-15	29.300	15 H	18,20	350	25.100	22
KPMH-20	34.500	20 SH	21,00	350	25.100	22
KPMH-22	39.600	20 SH	22,60	350	27.000	25
KPMH-25-s	44.200	25 SH	27,70	450 / 2 x 250	32.400	20
KPMH-30-s	50.100	30 SH	31,80	450 / 2 x 350	50.200	22
KPMH-35-s	65.200	35 SH	39,00	450 / 2 x 350	50.200	22
KPMH-40-s	75.100	40 SH	44,10	450 / 2 x 350	54.000	25



EVAPORATOR OPTION



Cubic evaporators

KIDEPACK

Condenser m ³ /h	Defrost kW	Diameter of pipes			Refrigeration capacities under other conditions kW						Cold room m ³ aprox.	Model
		Asp.	Liq.	Gas	T. ext. = +32 °C			T. ext. = +40 °C				
					+5 °C	0 °C	-5 °C	+5 °C	0 °C	-5 °C		
5.600	gas	7/8"	1/2"	5/8"	6,6	5,7	4,8	6,1	5,2	4,4	110	KPMH-3
7.000	gas	1 1/8"	1/2"	5/8"	9,3	8,0	6,8	8,6	7,3	6,2	160	KPMH-4
7.000	gas	1 1/8"	5/8"	7/8"	12,0	10,3	8,7	11,0	9,4	7,9	210	KPMH-5
14.000	gas	1 3/8"	5/8"	7/8"	16,4	14,1	11,9	15,1	12,9	10,9	300	KPMH-6
14.200	gas	1 3/8"	5/8"	7/8"	19,3	16,6	14,0	17,8	15,2	12,8	350	KPMH-8
14.400	gas	1 3/8"	7/8"	1 1/8"	24,9	21,4	18,1	22,9	19,6	16,5	470	KPMH-10
20.000	gas	1 5/8"	7/8"	1 1/8"	30,8	26,5	22,4	28,4	24,3	20,4	620	KPMH-13
20.000	gas	1 5/8"	7/8"	1 1/8"	34,0	29,3	24,8	31,4	26,8	22,6	700	KPMH-15
20.000	gas	1 5/8"	7/8"	1 1/8"	40,1	34,5	29,2	36,9	31,6	26,6	850	KPMH-20
20.000	gas	2 1/8"	7/8"	1 1/8"	46,0	39,6	33,5	42,4	36,2	30,5	1.020	KPMH-22
30.000	23,3	2 1/8"	7/8"	-	51,3	44,2	37,4	47,3	40,4	34,0	1.170	KPMH-25-s
30.000	28,4	2 1/8"	1 1/8"	-	58,2	50,1	42,3	53,6	45,8	38,6	1.390	KPMH-30-s
31.000	31,8	2 1/8"	1 1/8"	-	75,7	65,2	55,1	69,8	59,7	50,2	1.950	KPMH-35-s
32.000	38,6	2 5/8"	1 1/8"	-	87,2	75,1	63,5	80,4	68,7	57,8	2.330	KPMH-40-s

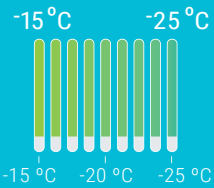


INDUSTRIAL EQUIPMENT

LOW TEMPERATURE

KPB

R-454C R-449A
R-455A



Compact / Split

In compact units, only A2L refrigerant is available.

GENERAL CHARACTERISTICS

- Electronic expansion valve.
 - Control of equipment operation by automaton.
 - 5.7" touch screen.
 - Suitable for the preservation of frozen products in general.
 - Hot gas defrosting up to 40 HP.
 - Evaporator fin pitch = 5 mm.
 - Cooling capacity up to 65.600 W.
 - High C.O.P.
 - Models with two evaporators have electrical defrosting.
 - Possibility of R-452A.
 - Low refrigerant charge. Microchannel condensing coil.
- For chambers between -22/-25 °C with A2L refrigerants consult the technical office.

KIDEPACK

Model	Refrigeration capacity	Compressor	Max. absorbed power	Box	Evaporator	Air flow
R-455A R-449A	Watts	HP	kW	Cond. / Evap.	m³/h	m
KPB-3	4.200	3 SH	5,10	145	5.600	17
KPB-4	5.100	4 SH	6,10	145	5.600	17
KPB-5	6.200	5 SH	7,00	145	5.600	17
KPB-7	7.200	6 SH	8,10	150	7.900	19
KPB-8	9.100	9 SH	9,40	150	7.900	19
KPB-10	10.400	12 SH	9,70	150	7.900	19
KPB-15	15.700	15 SH	18,00	250	16.200	20
KPB-20	18.700	20 SH	20,40	250	16.200	20
KPB-25	23.400	25 SH	24,80	250	16.200	20
KPB-30	27.900	30 SH	31,20	350	25.100	22
KPB-40	33.100	40 SH	36,50	350	25.100	22
KPB-50-s	46.300	50 SH *	48,60	450 / 2 x 250	32.400	20
KPB-60-s	55.200	60 SH *	60,80	450 / 2 x 350	50.200	22
KPB-80-s	65.600	80 SH *	69,60	450 / 2 x 350	50.200	22

* With two compressors



EVAPORATOR OPTION



Cubic evaporators

KIDEPACK

Condenser m ³ /h	Defrost kW	Diameter of pipes			Refrigeration capacities under other conditions kW						Cold room m ³ aprox.	Model R-455A R-449A
		Asp.	Liq.	Gas	T. ext. = +32 °C			T. ext. = +40 °C				
					-15 °C	-20 °C	-25 °C	-15 °C	-20 °C	-25 °C		
5.600	gas	1 1/8"	1/2"	5/8"	4,9	4,2	3,5	4,4	3,7	3,2	90	KPB-3
5.600	gas	1 1/8"	1/2"	5/8"	6,0	5,1	4,2	5,3	4,5	3,9	120	KPB-4
5.600	gas	1 3/8"	1/2"	7/8"	7,3	6,2	5,2	6,5	5,5	4,7	150	KPB-5
7.200	gas	1 3/8"	1/2"	7/8"	8,4	7,2	6,0	7,5	6,3	5,5	190	KPB-7
7.400	gas	1 3/8"	5/8"	7/8"	10,7	9,1	7,6	9,5	8,0	6,9	260	KPB-8
7.600	gas	1 5/8"	5/8"	7/8"	12,2	10,4	8,6	10,8	9,2	7,9	320	KPB-10
14.600	gas	1 5/8"	5/8"	7/8"	18,4	15,7	13,0	16,3	13,8	11,9	550	KPB-15
14.800	gas	2 1/8"	7/8"	7/8"	21,9	18,7	15,5	19,5	16,5	14,2	700	KPB-20
15.000	gas	2 1/8"	7/8"	7/8"	27,4	23,4	19,4	24,3	20,6	17,8	950	KPB-25
20.600	gas	2 1/8"	7/8"	1 1/8"	32,6	27,9	23,2	29,0	24,6	21,2	1.200	KPB-30
20.800	gas	2 5/8"	7/8"	1 1/8"	38,7	33,1	27,5	34,4	29,1	25,2	1.480	KPB-40
30.000	28,3	2 5/8"	7/8"	-	54,2	46,3	38,4	48,2	40,7	35,2	2.250	KPB-50-s
31.000	35,5	3 1/8"	1 1/8"	-	64,6	55,2	45,8	57,4	48,6	42,0	2.820	KPB-60-s
32.000	45,3	3 1/8"	1 1/8"	-	76,8	65,6	54,5	68,2	57,7	49,9	3.530	KPB-80-s




INDUSTRIAL EQUIPMENT

FROZEN FOOD PRESERVATION

KPC

R-452A



GENERAL CHARACTERISTICS

- Electronic expansion valve.
- Control of equipment operation by automaton.
- 5.7" touch screen.
- Suitable to store frozen products at very low temperatures.
- Can be used as freezing room units.
- Defrosting by hot gas up to 45 HP.
- Fin pitch = 7 mm.
- Models with two evaporators have electrical defrosting.
- Low refrigerant charge. Microchannel condensing coil.

KIDEPACK

Model	Refrigeration capacity	Compressor	Max. absorbed power	Box	Evaporator	Air flow
R-452A	Watts	HP	kW	Cond. / Evap.	m ³ /h	m
KPC-6	3.300	5,5 SH	7,00	145	5.800	18
KPC-8	3.900	7,5 SH	8,00	145	5.800	18
KPC-10	6.300	12 SH	9,70	150	8.000	19
KPC-13	7.600	15 SH	11,70	150	8.000	19
KPC-20	12.000	17 SH	20,40	250	16.500	21
KPC-25	15.200	25 SH	24,50	250	16.500	21
KPC-40	21.700	40 SH	36,50	350	25.300	22
KPC-45	26.200	45 SH	38,20	350	25.300	22
KPC-60-s	34.900	54 SH *	60,70	450 / 2 x 350	50.600	22
KPC-80-s	41.800	80 SH *	71,40	450 / 2 x 350	50.600	22

* With two compressors



EVAPORATOR OPTION



Cubic evaporators

KIDEPACK

Condenser m ³ /h	Defrost kW	Diameter of pipes			Refrigeration capacities under other conditions kW						Cold room m ³ aprox.	Model
		Asp.	Liq.	Gas	T. ext. = +32 °C			T. ext. = +40 °C				
					-25 °C	-30 °C	-35 °C	-25 °C	-30 °C	-35 °C		
5.600	gas	1 1/8"	1/2"	5/8"	4,0	3,3	2,6	3,5	2,9	2,3	80	KPC-6
5.600	gas	1 3/8"	1/2"	5/8"	4,7	3,9	3,1	4,1	3,4	2,7	100	KPC-8
7.000	gas	1 5/8"	1/2"	7/8"	7,6	6,3	4,9	6,7	5,5	4,4	170	KPC-10
7.200	gas	1 5/8"	1/2"	7/8"	9,1	7,6	6,0	8,1	6,6	5,3	210	KPC-13
14.200	gas	2 1/8"	5/8"	7/8"	14,4	12,0	9,5	12,7	10,4	8,4	370	KPC-20
14.600	gas	2 1/8"	5/8"	7/8"	18,2	15,2	12,0	16,1	13,2	10,6	500	KPC-25
20.000	gas	2 5/8"	7/8"	1 1/8"	26,0	21,7	17,1	23,0	18,9	15,2	760	KPC-40
20.300	gas	2 5/8"	7/8"	1 1/8"	31,4	26,2	20,7	27,8	22,8	18,3	970	KPC-45
30.000	38,6	2 5/8"	7/8"	-	41,9	34,9	27,6	37,0	30,4	24,4	1.420	KPC-60-s
30.000	45,3	3 1/8"	7/8"	-	50,1	41,8	33,0	44,3	36,4	29,3	1.780	KPC-80-s




INDUSTRIAL EQUIPMENT

FREEZING TUNNEL

KPTC

R-455A R-449A
R-452A



Compact / Split

In compact units, only A2L refrigerant is available.


GENERAL CHARACTERISTICS

- Electronic expansion valve.
- Control of equipment operation by automaton.
- 5.7" touch screen.
- Units for freezing tunnels.
- One stage compressors.
- Defrosting by hot gas up to 45 HP.
- Fin pitch = 10 mm.
- Air pressures available up to 135 Pa.
- Models with two evaporators have electrical defrosting.
- Industrial cubic, wall or ceiling evaporators for freezing tunnels.
- Low refrigerant charge. Microchannel condensing coil.

KIDEPACK

Model	Refrigeration capacity	Compressor	Max. absorbed power	Box	Evaporator	Air flow
R-455A R-449A	Watts	HP	kW	Cond. / Evap.	m ³ /h	m
KPTC-6	4.100	5,5 SH	7,00	145	5.900	80
KPTC-13	8.800	15 SH	14,30	150	8.200	130
KPTC-30	17.700	30 SH	31,20	250	16.800	125
KPTC-40	24.000	40 SH	38,60	350	25.500	120
KPTC-45	29.100	45 SH	45,80	350	25.500	120
KPTC-60-s	35.400	60 TSH *	62,00	450 / 2 x 250	33.600	125
KPTC-80-s	48.000	80 TSH *	75,50	450 / 2 x 350	51.000	120
KPTC-90-s	58.200	90 TSH *	89,90	450 / 2 x 350	51.000	120

* With two compressors

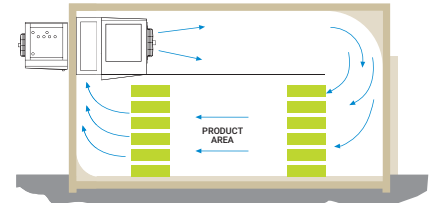


TWO OPTIONS OF EVAPORATORS

Evaporators cubic



Floor evaporator



KIDEPACK

Condenser	Defrost	Diameter of pipes			Refrigeration capacities under other conditions						Freezing capacity	Model
					kW			m³ aprox.				
		Asp.	Liq.	Gas	T. ext. = +32 °C			T. ext. = +40 °C				
m³/h	kW				-25 °C	-30 °C	-35 °C	-25 °C	-30 °C	-35 °C		
5.600	gas	1 3/8"	1/2"	5/8"	4,9	4,1	3,2	4,3	3,5	2,7	700	KPTC-6
7.200	gas	1 5/8"	5/8"	1 1/8"	10,4	8,8	7,0	9,3	7,5	5,9	1.500	KPTC-13
14.800	gas	2 1/8"	5/8"	1 1/8"	21,0	17,7	14,0	18,6	15,1	11,9	3.040	KPTC-30
20.300	gas	2 5/8"	7/8"	1 1/8"	29,1	24,0	19,4	25,7	20,8	16,3	4.100	KPTC-40
20.600	gas	2 5/8"	7/8"	1 3/8"	34,6	29,1	23,0	30,6	24,7	19,5	5.000	KPTC-45
30.000	33,2	2 5/8"	7/8"	-	42,0	35,4	28,0	37,2	30,2	23,8	6.080	KPTC-60-s
31.000	45,3	3 1/8"	1 1/8"	-	58,2	48,0	38,8	51,4	41,6	32,6	8.200	KPTC-80-s
32.000	48,7	3 1/8"	1 1/8"	-	69,3	58,2	46,0	61,1	49,5	38,9	10.000	KPTC-90-s




INDUSTRIAL EQUIPMENT

TWO STAGE FREEZING TUNNEL

KPDE

R-452A



Split


GENERAL CHARACTERISTICS

- Electronic expansion valve.
- Control of equipment operation by automaton.
- 5.7" touch screen.
- Two stage compressor units with sub-cooler for freezing tunnels.
- Electrical defrosting.
- Fin pitch = 10 mm.
- With liquid separator.
- Air pressures available up to 135 Pa.
- Low refrigerant charge. Microchannel condensing coil.

KIDEPACK

Model	Refrigeration capacity	Compressor	Max. absorbed power	Box	Evaporator	Air flow
R-452A	Watts	HP	kW	Cond. / Evap.	m ³ /h	m
KPDE-8-s	7.200	7,5 DE	10,90	150	8.200	130
KPDE-13-s	11.200	12,5 DE	17,30	250	16.800	135
KPDE-20-s	18.500	20 DE	25,20	250	16.800	125
KPDE-30-s	24.900	30 DE	36,10	350	25.500	120
KPDE-40-s	37.000	40 TDE *	50,10	450 / 2 x 250	33.600	125
KPDE-60-s	49.800	60 TDE *	70,50	450 / 2 x 350	51.000	120

* With two compressors



TWO OPTIONS OF EVAPORATORS

Cubic evaporators



Floor evaporator



KIDEPACK

Condenser	Defrost	Diameter of pipes			Refrigeration capacities under other conditions kW								Freezing capacity	Model
					T. ext. = +32 °C				T. ext. = +40 °C					
					-25 °C	-30 °C	-35 °C	-40 °C	-25 °C	-30 °C	-35 °C	-40 °C		
m ³ /h	kW	Asp.	Liq.	Gas									m ³ aprox.	R-452A
7.000	7,8	1 5/8"	1/2"	-	8,6	7,2	5,8	4,5	7,6	6,2	4,9	3,7	1.230	KPDE-8-s
14.200	13,3	2 1/8"	5/8"	-	13,3	11,2	9,0	7,1	11,8	9,6	7,6	5,7	1.920	KPDE-13-s
14.800	17,2	2 1/8"	7/8"	-	22,0	18,5	14,8	11,7	19,4	15,8	12,6	9,4	3.170	KPDE-20-s
20.300	23,4	2 5/8"	7/8"	-	29,6	24,9	19,9	15,7	26,1	21,3	16,9	12,7	4.270	KPDE-30-s
30.000	33,2	2 5/8"	7/8"	-	44,0	37,0	29,6	23,3	38,9	31,6	25,2	18,9	6.340	KPDE-40-s
31.000	45,3	3 1/8"	1 1/8"	-	59,3	49,8	39,8	31,4	52,3	42,6	33,9	25,4	8.540	KPDE-60-s



R-454C R-449A
R-455A

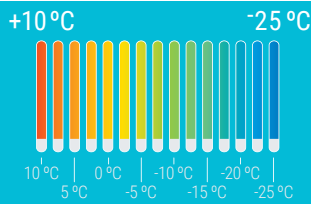


INDUSTRIAL EQUIPMENT

MEDIUM-LOW

DUAL-TEMPERATURE

KPMB



Compact / Split
In compact units, only A2L refrigerant is available.


GENERAL CHARACTERISTICS

- Electronic expansion valve.
- Control of equipment operation by automaton.
- 5.7" touch screen.
- Dual-temperature units capable to operate in cold room temperatures between +10 °C and -25 °C. But mostly middle T[°].
- Electrical defrosting.
- Fin pitch = 5 mm.
- For the storage of refrigerated and frozen goods.
- Wide range of models and applications.
- Low refrigerant charge. Microchannel condensing coil.

KIDEPACK

Model	Refrigeration capacity		Compressor	Max. absorbed power	Box	Evaporator	Air flow
	Watts						
R-455A R-449A	0 °C	-20 °C	HP	kW	Cond. / Evap.	m ³ /h	m
KPMB-6	9.900	5.700	5 SH	6,70	150	7.900	19
KPMB-8	15.100	8.600	7,5 SH	9,50	150	7.900	19
KPMB-13	22.400	12.800	12,5 SH	13,90	250	16.200	20
KPMB-15	26.500	15.100	15 SH	15,40	250	16.200	20
KPMB-20	29.000	16.600	20 SH	18,20	250	16.200	20
KPMB-25	35.500	20.300	25 SH	25,00	350	25.100	22
KPMB-30	44.000	25.200	30 SH	27,70	350	25.100	22
KPMB-40-s	62.800	35.900	40 SH	42,70	450 / 2 x 250	32.400	20
KPMB-50-s	76.800	43.900	50 SH	54,20	450 / 2 x 350	50.200	22

* With two compressors



EVAPORATOR OPTION



Cubic evaporators

KIDEPACK

Condenser	Defrost	Diameter of pipes			Refrigeration capacities under other conditions kW								Cold room	Model	
					T. ext. = +32 °C				T. ext. = +40 °C						
					+10 °C	-0 °C	-20 °C	-25 °C	+10 °C	-0 °C	-20 °C	-25 °C			
m ³ /h	kW	Asp.	Liq.	Gas									m ³ aprox.	R-455A	R-449A
7.200	5,3	1 1/8"	5/8"	-	12,6	9,9	5,7	4,6	11,9	9,1	5,2	4,2	220 / 150	KPMB-6	
7.400	7,0	1 3/8"	5/8"	-	19,2	15,1	8,6	7,1	18,1	13,9	7,9	6,4	370 / 250	KPMB-8	
14.600	11,1	1 5/8"	7/8"	-	28,5	22,4	12,8	10,5	26,9	20,6	11,7	9,5	600 / 410	KPMB-13	
14.800	13,3	1 5/8"	7/8"	-	33,7	26,5	15,1	12,4	31,8	24,3	13,8	11,3	730 / 510	KPMB-15	
15.000	14,7	1 5/8"	7/8"	-	36,8	29,0	16,6	13,6	34,8	26,6	15,1	12,3	820 / 570	KPMB-20	
20.000	16,7	2 1/8"	7/8"	-	45,1	35,5	20,3	16,6	42,6	32,6	18,5	15,1	1.040 / 750	KPMB-25	
20.300	20,1	2 1/8"	7/8"	-	55,9	44,0	25,2	20,6	52,8	40,4	22,8	18,7	1.360 / 1.010	KPMB-30	
30.000	28,8	2 1/8"	1 1/8"	-	79,8	62,8	35,9	29,6	75,4	57,7	32,7	26,7	2.060 / 1.620	KPMB-40-s	
31.000	31,8	2 5/8"	1 1/8"	-	97,6	76,8	43,9	35,9	92,2	70,5	39,9	32,6	2.600 / 2.110	KPMB-50-s	



R-454C R-449A
R-455A

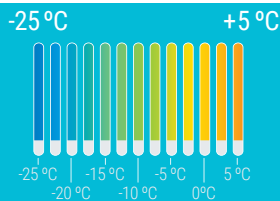


INDUSTRIAL EQUIPMENT

LOW-MEDIUM

DUAL-TEMPERATURE

KPBM



Compact / Split

In compact units, only A2L refrigerant is available.

GENERAL CHARACTERISTICS

- Electronic expansion valve.
- Control of equipment operation by automaton.
- 5.7" touch screen.
- Dual-temperature units capable to operate in cold room temperatures between $-25\text{ }^{\circ}\text{C}$ and $+5\text{ }^{\circ}\text{C}$. But mostly low T^{a} .
- Electrical defrosting.
- Fin pitch = 5 mm.
- For the storage of refrigerated and frozen goods.
- Wide range of models and applications.
- Low refrigerant charge. Microchannel condensing coil.

KIDEPACK

Model	Refrigeration capacity		Compressor	Max. absorbed power	Box	Evaporator	Air flow
	Watts						
R-455A R-449A	0 °C	-20 °C	HP	kW	Cond. / Evap.	m ³ /h	m
KPBM-8	11.000	9.100	7,5 SH	13,30	150	7.900	19
KPBM-10	12.700	10.400	12 SH	14,50	150	7.900	19
KPBM-15	19.400	15.700	15 SH	24,00	250	16.200	20
KPBM-20	22.800	18.700	20 SH	28,20	250	16.200	20
KPBM-30	37.700	30.700	30 SH	46,20	350	25.100	22
KPBM-40	45.000	36.600	40 SH	54,60	350	25.100	22
KPBM-100-s	85.800	69.700	100 SH *	100,20	450 / 2 x 350	50.200	22

* With two compressors



EVAPORATOR OPTION



Cubic evaporators

KIDEPACK


Condenser m ³ /h	Defrost kW	Diameter of pipes			Refrigeration capacities under other conditions kW								Cold room m ³ aprox.	Model	
		Asp.	Liq.	Gas	T. ext. = +32 °C				T. ext. = +40 °C					R-455A	R-449A
					-25 °C	-20 °C	0 °C	+10 °C	-25 °C	-20 °C	0 °C	+10 °C			
7.400	6,2	1 3/8"	5/8"	-	7,6	9,1	11,0	12,7	6,75	8,0	10,1	11,7	270 / 260	KPBM-8	
7.600	7,8	1 5/8"	5/8"	-	8,6	10,4	12,7	14,7	7,7	9,2	11,7	13,5	320 / 300	KPBM-10	
14.800	9,8	1 5/8"	5/8"	-	13,0	15,7	19,4	22,5	11,9	13,8	17,8	20,6	530 / 500	KPBM-15	
15.000	12,2	2 1/8"	7/8"	-	15,5	18,7	22,8	26,4	14,2	16,5	20,9	24,2	660 / 610	KPBM-20	
20.600	18,4	2 1/8"	7/8"	-	25,5	30,7	37,7	43,6	23,2	27,0	34,6	40,1	1.310 / 1.120	KPBM-30	
20.800	23,4	2 5/8"	7/8"	-	30,4	36,6	45,0	52,1	27,8	32,2	41,3	47,8	1.650 / 1.390	KPBM-40	
32.000	45,3	3 1/8"	1 1/8"	-	57,9	69,7	85,8	99,3	53,0	61,3	78,8	91,2	3.500 / 2.940	KPBM-100-s	



INDUSTRIAL EQUIPMENT

GENERAL CHARACTERISTICS

- Personalised study for each project.
- Refrigeration units for **R-452A** **R-454C** **R-455A** **R-449A** **R-513A**.
- Monoblock or Split units.
- Scroll or semi-hermetic compressors from top brands.
- Electronic expansion valve.
- Hot gas defrosting or electric defrosting.




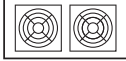
OPTIONS

Model	
Other voltages and frecuencies	
Heaters venturi evaporator	
EC condenser fans	
Long-range fan with directional vane. Maximum distance 34 m.	
Resistors. Self-regulating drainage	Maximum for 4 units in the same room
Vertical condenser air outlet	
Anti-corrosion treatment on condenser / evaporator coil	
Panel separator - Work wall	
Special wooden cage packaging to ship in container	
Oil separator	
Suction separator	
Condensate pump (KPA)	
Stainless steel condensing unit cabinet	
Condensing coil with copper tube and aluminum fins NEW	

ACCESSORIES

Model	
Touch screen for remote control. Remote display KP-180	
Maximum for 4 units in the same room	

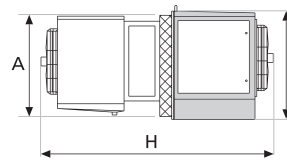
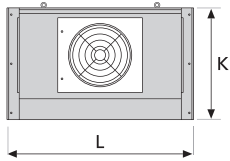
MONITORING AND CONTROL SYSTEM. See page 71

Model	Units	Characteristics	Requires
		Alarm or message via E-mail (sms) in case of breakdown. Management, monitorizing and record.	
XWEB300D-PRO 8D000P	Up to 18 units	With DIN rail - Voltage 110-230 V	ADSL and Router
XWEB500D-PRO 8F000P	Up to 36 units	With DIN rail - Voltage 110-230 V	ADSL and Router
XWEB500D-PRO 8L000P	Up to 75 units	With DIN rail - Voltage 110-230 V	ADSL and Router

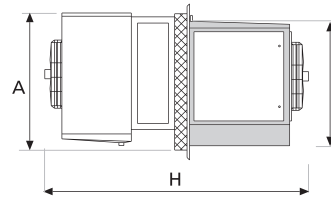
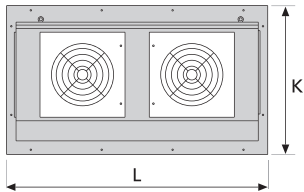
DIMENSIONS

COMPACT

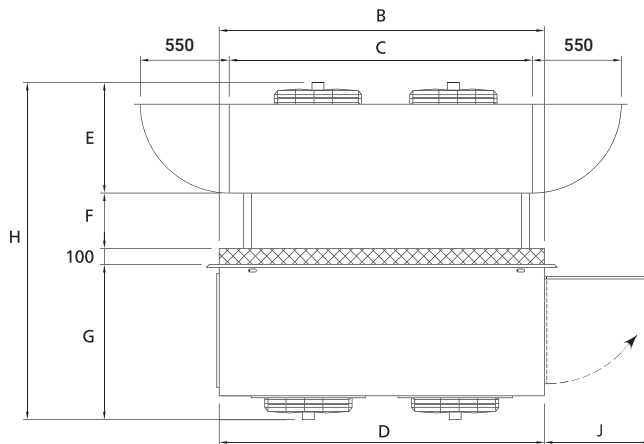
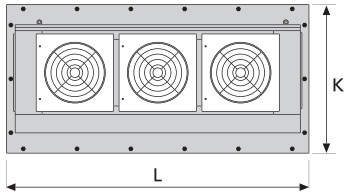
Box
145
150



Box
250



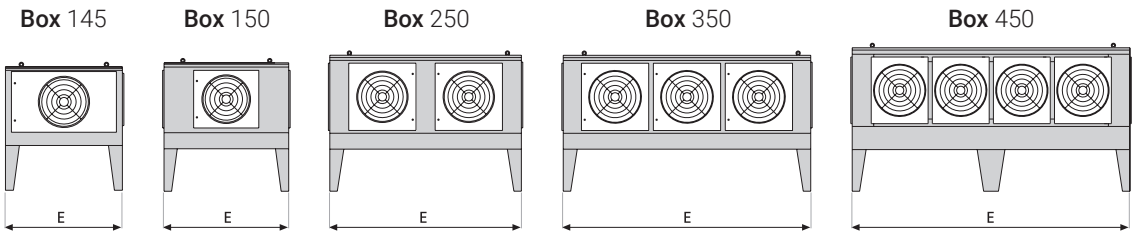
Box
350



Box	Dimensions (mm)												Fan	Weight
	A*	B*	C	D	E	F	G	H	I	J	K	L		kg
145	730	1.190	1.140	1.175	580	300	775	1.755	790	550	790	1.375	1xØ450	240 / 330
150	850	1.350	1.330	1.320	700	300	865	1.965	910	610	910	1.520	1xØ500	320 / 510
250	1.100	2.075	2.020	2.050	700	350	990	2.140	1.005	760	1.260	2.245	2xØ500	550 / 820
350	1.220	2.710	2.625	2.650	700	400	990	2.190	1.005	760	1.361	2.850	3xØ500	940 / 1.100

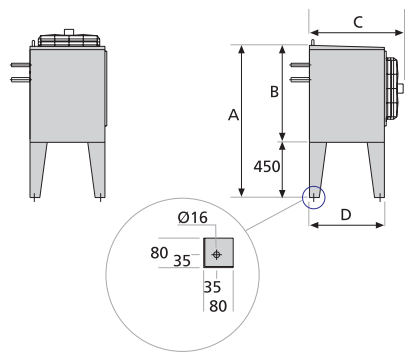
SPLIT VERSION

CONDENSING UNIT

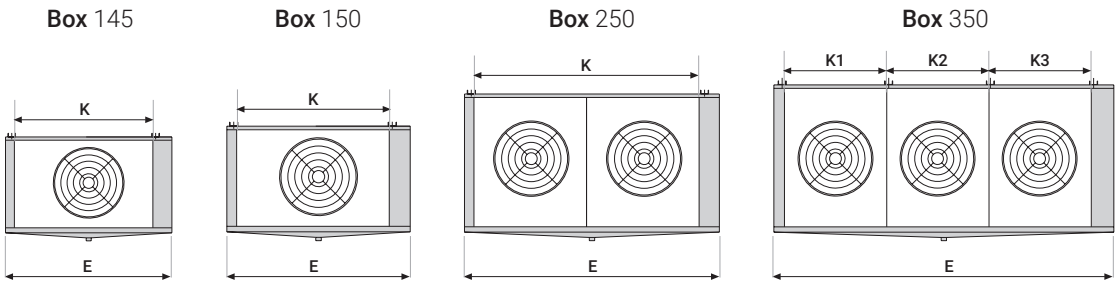


Box	Dimensions (mm)					Weight kg
	A	B	C	D	E	
145	1.240	790	775	610	1.175	180 / 250
150	1.360	910	865	700	1.320	290 / 460
250	1.455	1.005	990	825	2.050	380 / 600
350	1.455	1.005	990	825	2.650	580 / 830
450	1.550	1.100	1.265	1.100	3.000	1.000 / 1.200

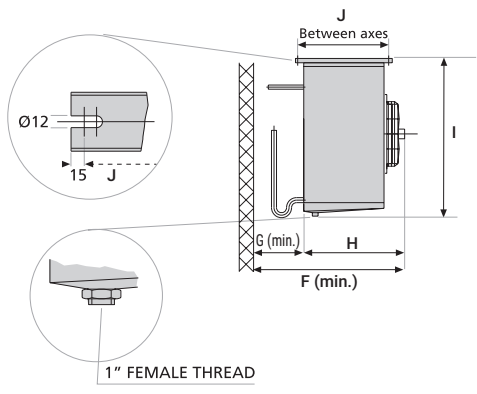
VERTICAL AIR OUTLET OPTION



EVAPORATORS

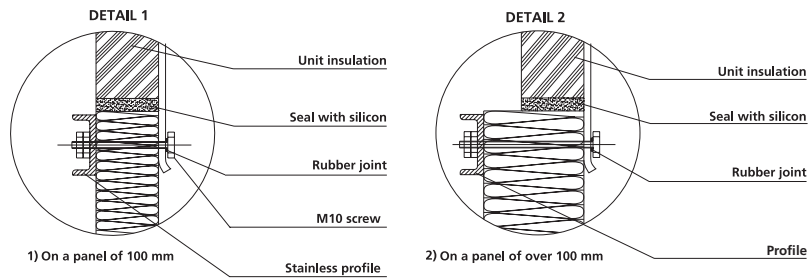
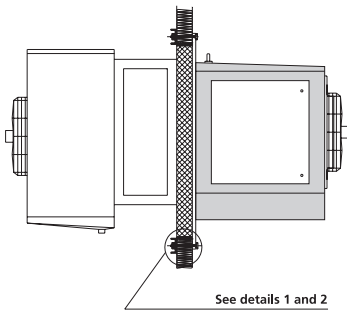


Box	Dimensions (mm)										Weight kg
	F	G	H	I	J	K	K1	K2	K3	L	
145	880	300	580	740	525	980	-	-	-	1.140	70 / 90
150	1.050	350	700	860	635	1.150	-	-	-	1.330	90 / 120
250	1.050	350	700	1.100	635	1.730	-	-	-	2.020	180 / 240
350	1.100	400	700	1.205	635	-	793	766	771	2.625	290 / 370



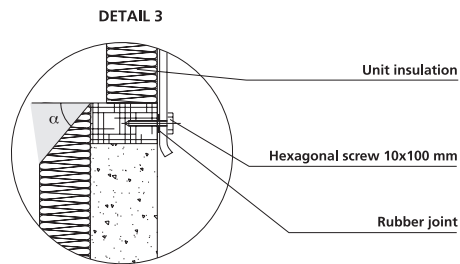
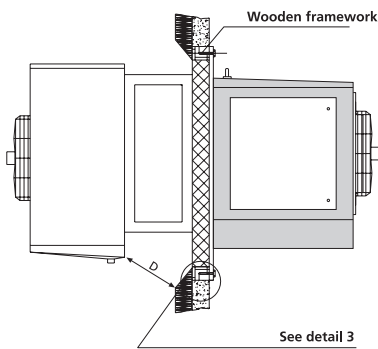
BLOCK VERSION

ASSEMBLY ON PANEL



As optional, accessories to assembly to panel are available.

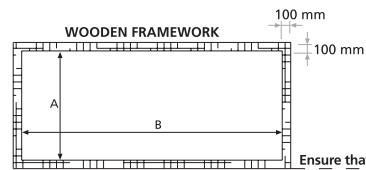
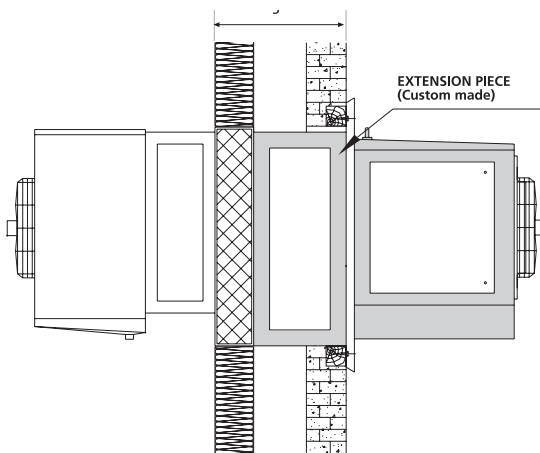
ASSEMBLY ON WALL



Angle α will be necessary in order to ensure that distance "D" is always higher than that indicated on the table.

Box	Minimum D (mm)
145	250
150	300
250	300
350	350

ASSEMBLY ON WALL (SPECIAL)



Interior dimensions of the wooden frame (in the case of wall mounting)
Cutting dimensions in the case of panel mounting.

Box	A	B
145	735	1.195
150	855	1.355
250	1.110	2.090
350	1.230	2.725

* For Box 350, the maximum dimension will be 400 mm when loading by track and 300 mm when loading in a container.

For Box 250, increase the maximum dimension by 50 mm.

KIDEPACK PACKAGING (WOODEN CAGE)



Truck transport

BLOCK	LONG	WIDTH	HEIGHT
Box 145	2.030	1.530	1.010
Box 150	2.260	1.680	1.601
Box 250	2.280	2.335	1.370
Box 350	2.940	2.385	1.490



Maritime transport

BLOCK	LONG	WIDTH	HEIGHT
Box 145	2.030	1.530	1.010
Box 150	2.260	1.680	1.601
Box 250	2.360	2.260	1.435
Box 350	2.940	2.260	1.530



Truck transport

SPLIT		LONG	WIDTH	HEIGHT
Box 145		1.630	1.530	1.060
Box 150		1.880	1.680	1.160
Box 250		2.280	2.005	1.350
Box 350		2.940	2.005	1.380
Box 450-s	CONDENSER	3.200	1.600	1.670
	2 EVAP. BOX-250	2.300	2.000	1.240
	2 EVAP. BOX-350	2.860	2.000	1.380



Maritime transport

SPLIT		LONG	WIDTH	HEIGHT
Box 145		1.630	1.530	1.060
Box 150		1.880	1.680	1.160
Box 250		2.280	2.260	1.370
Box 350		3.000	2.260	1.430
Box 450-s	CONDENSER	3.280	1.680	1.860
	2 EVAP. BOX-250	2.300	2.000	1.295
	2 EVAP. BOX-350	2.860	2.000	1.435

REMARKS

The Split units and Condensing units are sent with legs removed (except Box 450).

For domestic shipment:

- The monoblock units with Box 145 and 150, Split and Condensing units are considered as standard and shipped in cardboard packaging on pallet.
- Dimensions: A x B x C = 2.000 x 1.450 x 1.050. Only in case of Box 150 monoblock with thicker panel and / or with special fans, wooden packaging is used.
- The above dimensions may vary in case of special (special separator, vertical air outlet, etc.).

Optional packaging:

- To ship in container: wooden pack with tablex. Dimensions keep same except those marked with superscript: (1) C = 1.120 mm, (2) B = 2.260 mm. When the dimension "A" is > 2.300 mm (width of container door) the position is reversed (dimension "A" becomes the "B" and vice versa).
- Export wooden box: Add 40 mm more in "A" and "B" dimensions and 30 mm to dimension "C".

In both cases, (wooden pack with tablex and export wooden box) the machine goes with anti-corrosion protection VC1450ES and the packing has phytosanitary certificate according ISPM-15.





INDUSTRIAL EQUIPMENT

CHILLERS

p. 142 **Glycol chillers**
R-290 / A2L / R-449A

p. 144 **Cooling batteries**
WATER + ETHYLENE GLYCOL OR PROPYLENE GLYCOL



R-449A

R-290 A2L

CHILLERS

GLYCOL CHILLERS



Glycol chillers for high, medium and low temperature applications.

REFRIGERANTS

R-449A	R-454C	R-290
High and medium temperature	Medium and low temperature	High, medium and low temperature

COOLING CAPACITIES

HIGH	MEDIUM	LOW
6 - 220 kW	5 - 190 kW	2 - 85 kW

GENERAL CHARACTERISTICS

- Available for ethylene glycol or propylene glycol.
- Scroll or semi-hermetic compressor.
- Bodywork with high protection against corrosion and atmospheric agents.
- Inverter Technology.
- EC fan.
- Liquid receiver, filter drier and liquid sight glass.
- Electronic expansion valve
- Plate exchanger.
- High and low pressure transducer and pressure switch.
- Air heat exchanger with copper pipe and copper fin or microchannel.
- Built-in hydraulic circuit including tank and pump.

OPTIONS

- Air heat exchanger with anti-corrosion treatment
- Total or partial heat reception

ACCESSORIES

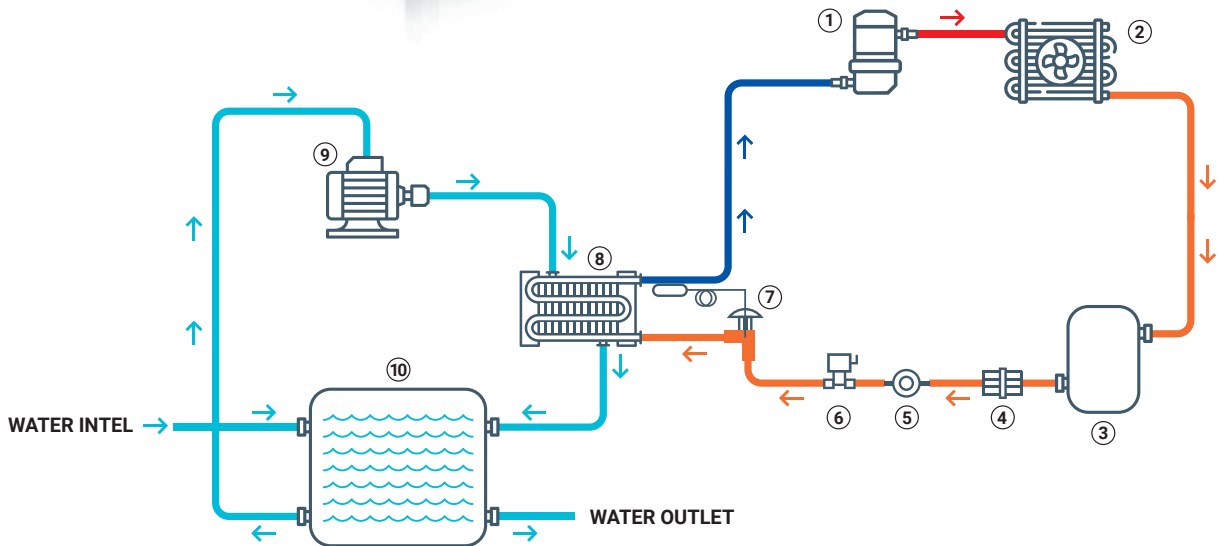
- **Xweb** monitoring and control system. See page 71

WHY R-290?

- **Reliability:** Its low density and thermodynamic properties allow for reduced loads and relatively low working pressures.
- **Efficiency:** The minimum SEPR value required by the current regulations is 2,32 for units with a nominal cooling capacity of less than 300 kW using environmentally-friendly refrigerants such as R-290.
- **Green technology:** Thanks to its exceptionally low GWP of 3, it can be used until 2030 without any restrictions related to the F-Gas Regulation.
- **Highly secure:** It is a non-toxic flammable refrigerant. To ensure the highest level of safety, all units are also fitted with an explosive gas detector.
- **R-290 containment:** In order to make the units more secure and to ensure easier inspection of the installation, R-290 is contained as follows: enclosed housing, gas detector, exhaust fan and transported safety valve(s).



REFRIGERATOR SCHEME



- | | | | | |
|------------------------|-------------------|------------------|-------------------|--------------|
| ① Compressor | ③ Liquid receiver | ⑤ Sight glass | ⑦ Expansion valve | ⑨ Pump |
| ② Air Cooled condenser | ④ Filter drier | ⑥ Selenoid Valve | ⑧ Evaporator | ⑩ Water tank |

CHILLERS

COOLING BATTERIES

WATER + ETHYLENE GLYCOL OR PROPYLENE GLYCOL



Cooling coils for cold rooms in high, medium and low temperature applications.



	LOW PROFILE	CUBIC	INDUSTRIAL CUBIC	DOUBLE FLOW	INDUSTRIAL DOUBLE FLOW
COOLING CAPACITY	0,7 kW - 4,1 kW	0,8 kW - 16,8 kW	7,9 kW - 70 kW	1,8 kW - 16,5 kW	12 kW - 57,5 kW
FIN PASS	4,2 mm y 7 mm	4,5 mm y 7 mm	4 mm, 7 mm y 10 mm	3,5 mm y 6 mm	3 mm, 4,5 mm y 7 mm

GENERAL CHARACTERISTICS

- Available for water and water with ethylene glycol or propylene glycol.
- Galvanised and painted sheet metal bodywork.
- Copper tubes and aluminium fins.
- Fans with single-phase and three-phase motors with degree of protection IP-44 (IP-54 for industrial cubic) and for temperatures between -40°C and +40°C.
- Air or electric defrost.
- Including three-way valves.
- Control incorporated.

OPTIONS

Other voltages and 60 Hz

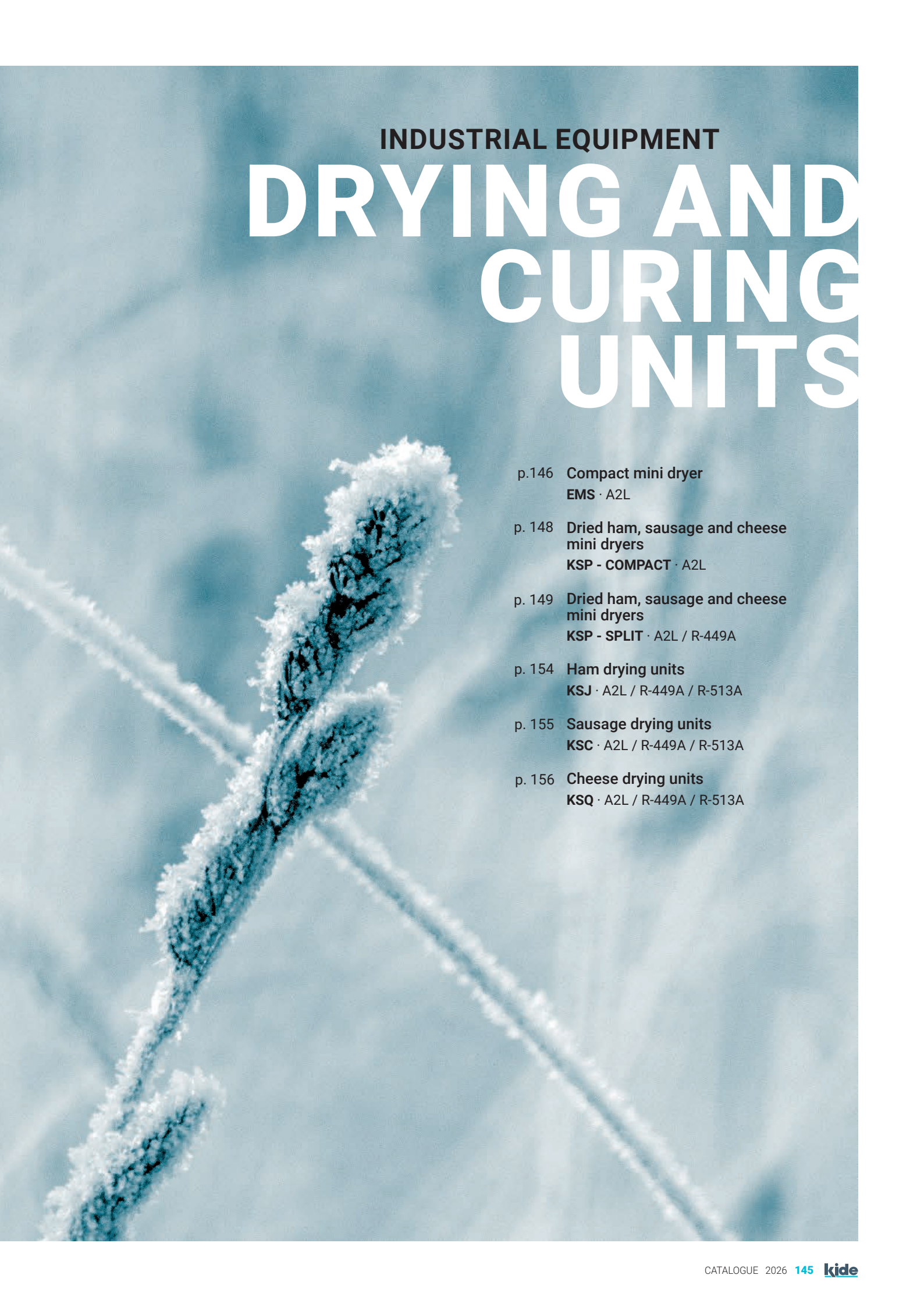
High Efficiency Fans

Anti-corrosion treatment

Stainless steel housing

ACCESSORIES

Condensate pump for dual-flow cooling coils



INDUSTRIAL EQUIPMENT

DRYING AND CURING UNITS

- p.146 **Compact mini dryer**
EMS · A2L
- p. 148 **Dried ham, sausage and cheese mini dryers**
KSP - COMPACT · A2L
- p. 149 **Dried ham, sausage and cheese mini dryers**
KSP - SPLIT · A2L / R-449A
- p. 154 **Ham drying units**
KSJ · A2L / R-449A / R-513A
- p. 155 **Sausage drying units**
KSC · A2L / R-449A / R-513A
- p. 156 **Cheese drying units**
KSQ · A2L / R-449A / R-513A

kide MINI DRYER

R-455A
R-454C

A2L

DRYING AND CURING UNITS

COMPACT MINI DRYER

EMS



Monoblock commercial compact refrigeration Wall equipment for cold storage rooms, which have a small volume, and for use in drying / curing of sausages, hams, and cheeses.

GENERAL CHARACTERISTICS

- Pre-charged with refrigerant.
- Hermetic compressor.
- Expansion by thermostatic valve.
- High and low pressure switches.
- Variable speed drive included.
- Evaporating battery with anti-corrosion treatment included.
- Automatic defrosting by hot gas.
- System for partial evaporation of defrosting water.
- Cable for supply (2,5 m).
- Integrated multifunctional electronic control.
- Temperature and humidity probes.
- Voltage protector.
- Condensation control by pressure switch.
- Ceramic filter dryer.
- Isolation panel included.
- Install under roof.
- Watertight electrical panel.
- Air extraction fan.

OPTIONS

Winter Kit

Indoor evaporator and condenser coil with stainless steel tubing

Anti-corrosive treatment for the condenser unit furniture

Centrifugal fan

NEW

ACCESSORIES

Humidifier external to the equipment and control

Xw2b monitoring and control system. See page 71

ELECTRONIC CONTROLLER

The XH260L electronic regulator, standard in our mini dryers, is an advanced compact controller.

- Thermostatic control for temperature and humidity regulation.
- Intelligent defrosting.



Series	Model	Refrigeration capacity	Sausages		Hams		Cheeses		Compressor	⚡ R-455A*	Max. pot current	Intensidad absorc. max.	Flow		Weight	
			m³	kg	m³	kg	m³	kg					evapora.	condens.		
			W**	m³	kg	m³	kg	HP					kg	A		A
300	EMS3015C5G	2.950	8/11	500	13/16	1.000	15/20	750	1 1/2	400 /3/50	4,00	7,37	8,1	800	1.500	80
	EMS3020C5G	5.010	13/17	1.000	15/20	2.000	15/25	1.300	2	400 /3/50	4,00	13	14,4	1.200	1.600	80

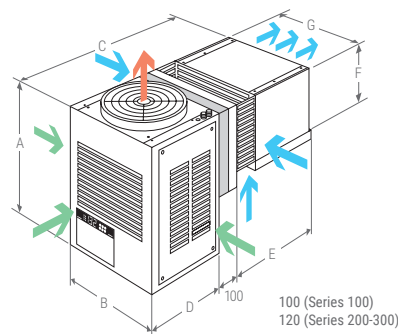
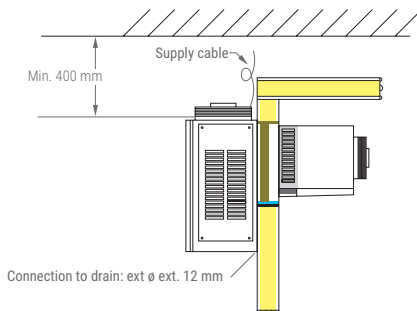
* Available in R-454C refrigerant.

** Power at 12° and 65% humidity.

Equipment prepared to work between 3-28°C and 90-55% humidity.

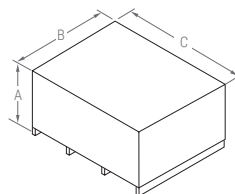
DIMENSIONS

Unit							
Series	A	B	C	D	E	F	G
300	800	735	1.140	410	615	420	670



Cut		
Series	H	L
300	690	475

Unit + EMB. / PACK.			
A	B	C	kg
1.136	1.000	1.350	80



The final dimensions of the equipment, packaging and line sizes shall be as indicated in the data sheet.

DRYING AND CURING UNITS

**DRIED HAM,
SAUSAGE AND
CHEESE MINI DRYERS**

KSP

Compact



Autonomous models*	N° Hams 10 kg	N° Sausages Ø 80 mm	Cheese		Refrigeration capacity W ⁽¹⁾	Flow m ³ /h	Box	Impulsion Duct mm	Pot. Max. Abs. kW ⁽²⁾	Cond.		Evap.		
			Ripening Room m ²	Ripening and preservation Room m ²						Gas	Liq.	Liq.	Asp	Defrost
KSP 1,5	180	350	27	20	3.600	2.500	140	600 x 160	3,4	1/2 "	3/8 "	3/8 "	5/8 "	1/2 "
KSP 2	275	650	40	30	4.900	2.500	140	600 x 210	4	1/2 "	3/8 "	3/8 "	7/8 "	1/2 "
KSP 3	420	1.000	61	45	7.200	3.900	143	730 x 240	5,1	1/2 "	1/2 "	1/2 "	7/8 "	1/2 "
KSP 4	540	1.300	80	60	9.300	3.500	143	730 x 260	6,2	5/8 "	1/2 "	1/2 "	7/8 "	5/8 "

* Centralised models to be consulted

(1) With room at +14 °C / 75% R.H.

(2) Valid for 400V/III/50 Hz. Take this data for the protection of the equipment.

GENERAL CHARACTERISTICS

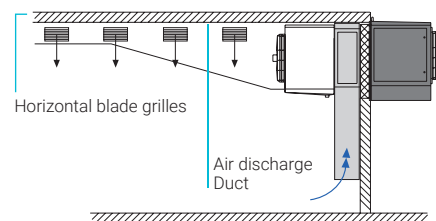
- Compact units, easy to install, tested and regulated in our factory.
- Energy saving by using the heat of compression.
- Auxiliary heat through electrical resistors.
- 5,7" touch screen.
- Watertight electrical panel.
- Maneuver for air extraction in case of refrigerant in the environment.

OPTIONS

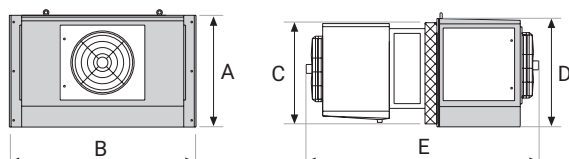
- Special wooden packaging for container shipment
- Evaporator coil with stainless steel pipe and pre-lacquered aluminium fins

ACCESSORIES

- Supply and assembly or supply of galvanised or stainless
- Humidifier external to the equipment and control
- Xwab** monitoring and control system. See page 71



DIMENSIONS



Box	Dimensions (mm)					Fan	Weight
	A	B	C	D	E		kg
150	910	1.520	850	910	1.965	1xØ500	320 / 510

kide MINI DRYER

DRYING AND CURING UNITS

DRIED HAM, SAUSAGE AND CHEESE MINI DRYERS

KSP

Split

R-454C
R-455A

R-449A



Autonomous models*	N° Hams 10 kg	N° Sausages Ø 80 mm	Cheese		Refrigeration capacity W ⁽¹⁾	Flow m ³ /h	Box mm	Impulsion Duct mm	Pot. Max. Abs. kW ⁽²⁾	Cond.		Evap.		
			Ripening Room m ²	Ripening and preservation Room m ²						Gas	Liq.	Liq.	Asp	Defrost
KSP 1,5-s	180	350	27	20	3.600	2.500	140	600 x 160	3,4	1/2 "	3/8 "	3/8 "	5/8 "	1/2 "
KSP 2-s	275	650	40	30	4.900	2.500	140	600 x 210	4	1/2 "	3/8 "	3/8 "	7/8 "	1/2 "
KSP 3-s	420	1.000	61	45	7.200	3.900	143	730 x 240	5,1	1/2 "	1/2 "	1/2 "	7/8 "	1/2 "
KSP 4-s	540	1.300	80	60	9.300	3.500	143	730 x 260	6,2	5/8 "	1/2 "	1/2 "	7/8 "	5/8 "

* Centralised models to be consulted

(1) With room at +14 °C / 75% R.H.

(2) Valid for 400V/III/50 Hz. Take this data for the protection of the equipment.

GENERAL CHARACTERISTICS

- Split units, easy to install, tested and regulated in our factory.
- Energy saving by using the heat of compression.

- Auxiliary heat through electrical resistors.
- 5,7" touch screen.

FOR A2L:

- Watertight electrical panel.
- Maneuver for air extraction in case of refrigerant in the environment.

OPTIONS

Other voltages and 60 Hz. Applies to R-449A

Special wooden packaging for container shipment

Evaporator coil with stainless steel pipe and pre-lacquered aluminium fins

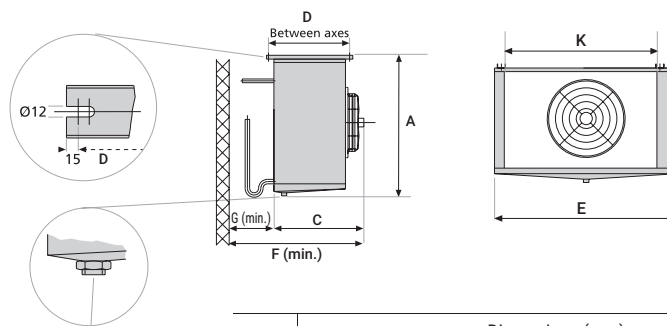
ACCESSORIES

Supply and assembly or supply of galvanised or stainless

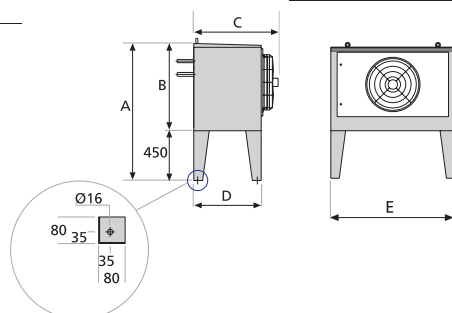
Humidifier external to the equipment and control

Xwzb monitoring and control system

DIMENSIONS



Box	Dimensions (mm)										Weight kg
	A	C	D	E	F	G	K	K1	K2	K3	
150	860	700	635	1.330	1.050	350	1.150	-	-	-	90 / 120



Box	Dimensions (mm)					Weight kg
	A	B	C	D	E	
150	1.360	910	865	700	1.320	290 / 460

DRYING AND CURING UNITS

This catalogue deals with units which have been designed to imitate the natural ham (and other curing sausages) drying, curing and ripening processes.

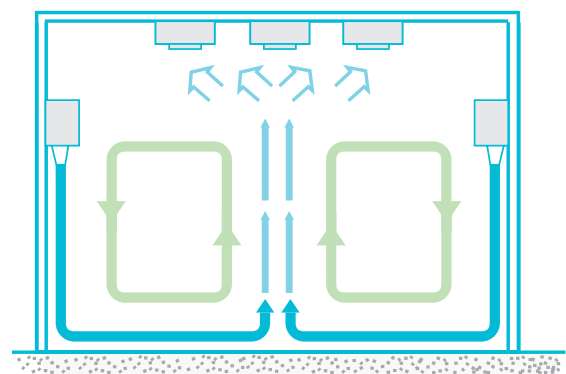
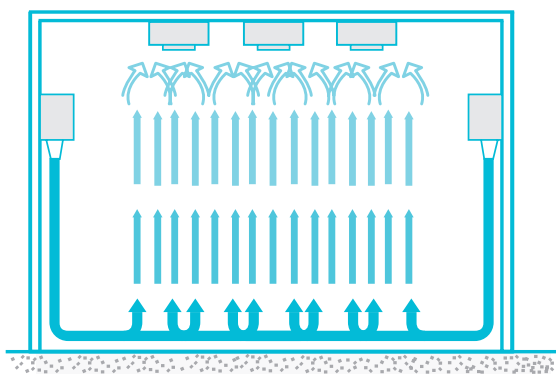
SYSTEM DESCRIPTION

The product is stored in an insulated room, where temperature and relative humidity are constantly controlled. This allows accurate control of the room climate and therefore of the requested process.

To obtain a good result, the right air distribution throughout the room and through the product is required.

With our air distribution system, the room is fitted with two ducts that are installed on the side-walls of the room. These ducts drive the air vertically and at a very high speed. The air touches the floor and also two half-rounds, installed inside the room, that drive the air horizontally.

Then, there is an oscillation effect and the air flows, which come from both ducts, meet each other and go up towards the suction ducts. The result is perfect air distribution through the product.





Our units can be used for complete cycle processes (the whole process in the same room) or for part-cycle processes (for concrete steps of each process).

Regarding hams, our units have been designed to do the different steps of post-salted, rest, drying, ripening, curing, storage, and so on...

Our units allow to do a sausage cold cure process or to follow the usual steps of the curing process and afterward drying process.

Owing to the high technical development of our units, they adapt themselves to any state or local manufacturing habits.

We recommend that you contact our Projects Department to obtain the best solution for each project and process.



GENERAL CHARACTERISTICS

- Free-standing drying units for R-449A, R-134A, R-513A, R-454C and R-455A.
- Personalised study for each project.
- Stainless steel cabinet.
- Floating condensation through drying temperature.
- Scroll or semi-hermetic compressors from top brands.
- Standard batteries in copper tubes and aluminium fins (option of stainless steel tubes and pre-lacquered aluminum fins).
- Auxiliary heat through electrical resistors, optionally for hot water or steam.
- EC radial fans with flow regulation from the control itself.
- Electronic expansion valve.
- Insulated cabinet and outer drain tray when the cabinet is located outside the chamber.
- Centralised glycol or freon drying units (check with technical office).
- Air distribution duct design adapted to each chamber.
- Sluices, discharge cones and suction nozzles supplied.
- Complete electrical panel built into the cabinet. Has all the necessary automatisms, protection and safety devices for the proper operation of the equipment.
- Manufactured under strict quality controls that are respectful of the environment. ISO 9001 and ISO 14001.
- Comply with electrical, refrigeration and pressure equipment safety regulations (European PED 2014/68/EU certification).
- 5,7" touch screen, optionally 10".



CONTROL SYSTEM

Our KIDEMATIC controllers are fitted with the following benefits:

- They allow selecting the control variables.
- They display graphics in 2h, 8h and 24h scales.
- They are fitted with saving energy planning systems.
- They are fitted with drying system using the outside air (when outside weather conditions are appropriate).
- They are fitted with air renew system.
- They admit remote-maintenance via online.
- They allow the possibility of programs with several phases according to the work process.
- They display the product water loss.
- Easy connection between controller display and electric panel.

Allows to reduce the amount of electrical and mechanical components from the power-and control part.

They can be connected to our Drying unit control software program via RS-485, and there is also the possibility of sending remote warnings messages via SMS or e-mail.





DRYING AND CURING UNITS

HAM DRYING UNITS

KSJ



AUTONOMOUS DRYERS

R-454C R-449A
R-455A R-513A



CENTRALISED DRYERS

WATER + ETHYLENE GLYCOL OR PROPYLENE GLYCOL

Autonomous models*	Refrigeration capacity	Compressor	Flow	Num. pieces	Pot. Max Abs.
	W ⁽⁴⁾	HP	m ³ /h	10kg ⁽¹⁾	kW ⁽³⁾
KSJ-A-1/3	8.100	3 H	2.200	400	6,7
KSJ-A-1,5/4	11.900	4 H	2.700	600	8
KSJ-A-2/5	15.100	5 H	3.000	800	9,5
KSJ-A-3/6	19.100	6 H	3.900	1.200	13,7
KSJ-A-3/8	22.700	8 H	4.900	1.600	16,3
KSJ-A-4/10	28.900	10 H	6.200	2.000	19,5
KSJ-A-5/12	36.700	13 H	7.500	2.500	25,7
KSJ-A-6/15	39.200	15 H	9.100	3.000	24,2
KSJ-A-8/20	45.800	20 H	11.600	4.000	29,5
KSJ-A-10/25	58.400	25 H	13.600	5.000	39,4
KSJ-A-12/30	67.000	30 H	16.600	6.000	50,1
KSJ-A-15/35	87.600	35 H	19.600	7.000	59,6
KSJ-A-15/40	100.600	40 H	22.400	8.000	66,8
KSJ-A-20/50	120.200	50 H	27.200	10.000	85,9
KSJ-A-25/60	134.000	60 H	33.100	12.000	106,4
KSJ-A-30/70	168.300	2 x 35 H	39.800	14.000	123,8
KSJ-A-30/80	201.000	2 x 45 H	46.600	16.000	141,5
KSJ-A-40/100	240.000	2 x 50 H	54.700	20.000	164,7

* Centralised models to be consulted.

(1) Estimated capacities for complete cycle processes. Please contact our Project Department.

(3) Valid for 400V/III/50 Hz Power Supply. Take this data into consideration for the unit's protection.

(4) With room at +14 °C / 75% R.H.

OPTIONS See page 156



DRYING AND CURING UNITS

SAUSAGE DRYING UNITS

KSC



AUTONOMOUS DRYERS

R-454C R-449A
R-455A R-513A



CENTRALISED DRYERS

WATER + ETHYLENE GLYCOL OR PROPYLENE GLYCOL

Autonomous models*	Refrigeration capacity	Compressor	Flow	kg	kg	Pot. Max. Abs
	W ⁽⁴⁾	HP	m ³ /h	Ø 80 mm ⁽²⁾	Ø 36 mm ⁽²⁾	kW ⁽³⁾
KSC-A-1/3	8.100	3 H	2.200	1.000	700	8,2
KSC-A-1,5/4	11.900	4 H	2.700	1.500	1.000	11
KSC-A-2/5	15.100	5 H	3.000	2.000	1.350	12,5
KSC-A-3/6	19.100	6 H	3.900	2.500	1.700	16,7
KSC-A-3/8	22.700	8 H	4.900	3.500	2.400	20,8
KSC-A-4/10	28.900	10 H	6.200	4.000	2.700	24
KSC-A-5/12	36.700	13 H	7.500	5.000	3.400	34,7
KSC-A-6/15	39.200	15 H	9.100	6.000	4.000	33,2
KSC-A-8/20	45.800	20 H	11.600	7.000	4.700	34
KSC-A-10/25	58.400	25 H	13.600	8.000	5.400	42,4
KSC-A-12/30	67.000	30 H	16.600	10.000	6.700	53,1
KSC-A-15/35	87.600	35 H	19.600	12.000	8.000	62,6
KSC-A-15/40	100.600	40 H	22.400	13.000	8.700	71,3
KSC-A-20/50	120.200	50 H	27.200	16.000	10.700	84,3
KSC-A-25/60	134.000	60 H	33.100	20.000	13.400	103,4
KSC-A-30/70	168.300	2 x 35 H	39.800	24.000	16.000	114,8
KSC-A-30/80	201.000	2 x 45 H	46.600	27.000	18.000	141,5
KSC-A-40/100	240.000	2 x 50 H	54.700	33.000	22.000	164,7

* Centralised models to be consulted.

(2) Estimated capacities for stoving + drying processes. Please contact our Project Dpt.

(3) Valid for 400V/III/50 Hz Power Supply. Take this data into consideration for the unit's protection.

(4) With room at +14 °C / 75% R.H.

OPTIONS See page 156

kide DRYER

DRYING AND CURING UNITS

CHEESE DRYING UNITS

KSQ



AUTONOMOUS DRYERS

R-454C R-449A
R-455A R-513A



CENTRALISED DRYERS

WATER + **ETHYLENE GLYCOL OR PROPYLENE GLYCOL**

Autonomous models*	Cheeses	Refrigeration capacity	Compressor	Flow	Pot. Max. Abs
	kg ⁽⁵⁾	W ⁽⁴⁾	HP	m ³ /h ⁽⁶⁾	kW ⁽³⁾
KSQ-A-3	9.000	8.100	3H	2.400	5,2
KSQ-A-4	12.000	11.900	4H	3.000	6,5
KSQ-A-5	15.000	15.100	5H	3.200	8
KSQ-A-6	22.000	19.100	6H	4.000	11,4
KSQ-A-8	30.000	22.700	8 H	5.300	12,6
KSQ-A-10	45.000	28.900	10H	7.000	15,8
KSQ-A-15	60.000	39.200	15H	9.900	19,7
KSQ-A-20	85.000	45.800	20H	12.800	23,5
KSQ-A-25	110.000	58.400	25H	15.000	32,3
KSQ-A-30	135.000	67.000	30H	18.300	37
KSQ-A-35	160.000	87.600	35H	21.700	48,4
KSQ-A-40	200.000	100.600	40H	24.400	57,6
KSQ-A-50	250.000	120.200	50H	29.000	65,6

* Centralised models to be consulted.

(3) Valid for 400V/III/50 Hz Power Supply. Take this data into consideration for the unit's protection.

(4) With room at +14 °C / 75% R.H.

(5) "kg" for hard paste cheese and ripening at 14 °C (slow dry). Load density: 110/120 kg/m³. Consult us, for the selection of the most suitable unit model and air distribution system.

(6) Drier unit fitted with one adjustable bypass gate, that allows to increase the recirculated air flow.

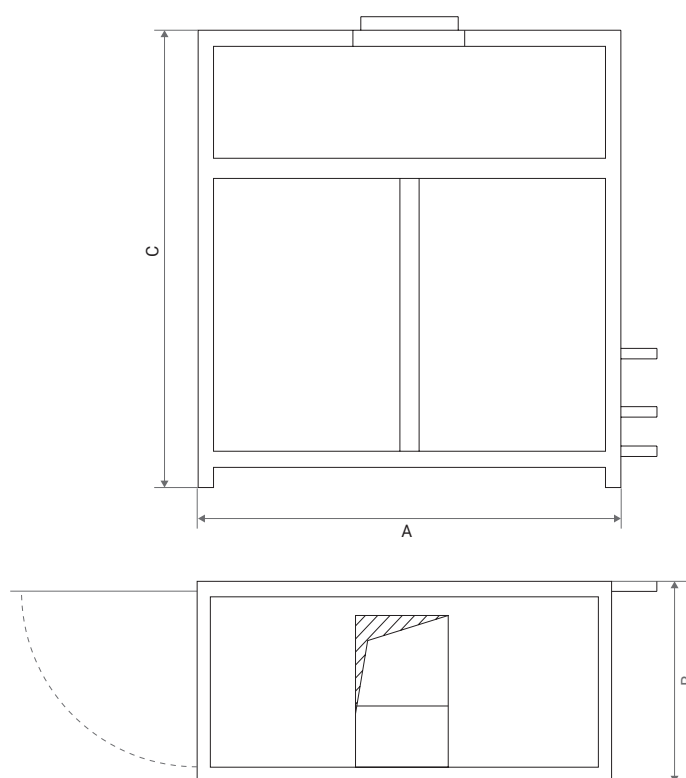
OPTIONS See page 156

DRYING AND CURING UNITS

KSJ / KSC / KSQ

DIMENSIONS

DIMENSIONS				
KSJ/KSC	KSQ	A (mm)	B (mm)	C (mm)
01-03	3	1.060	650	1.953
1,5-4	4	1.260	650	1.953
02-05	5	1.350	675	1.953
03-06	6	1.350	675	1.953
03-08	8	1.400	800	2.075
04-10	10	1.575	800	2.113
05-12		1.575	900	2.113
06-15	15	1.800	900	2.230
08-20	20	2.200	900	2.245
10-25	25	2.200	1.040	2.375
12-30	30	2.600	1.170	2.420
15-35	35	3.000	1.170	2.340
15-40	40	3.000	1.170	2.380
20-50	50	3.300	1.350	2.750
25-60		3.600	1.450	2.677
30-70		3.900	1.570	2.820
30-80		4.150	1.600	2.890
40-100		4.450	1.730	2.925



i Packing dimensions on request.

AIR DUCTS AND OPTIONS

KIDE studies and designs the best solution for the air distribution ducts for each drying unit. The ducts installation drawings are also available.

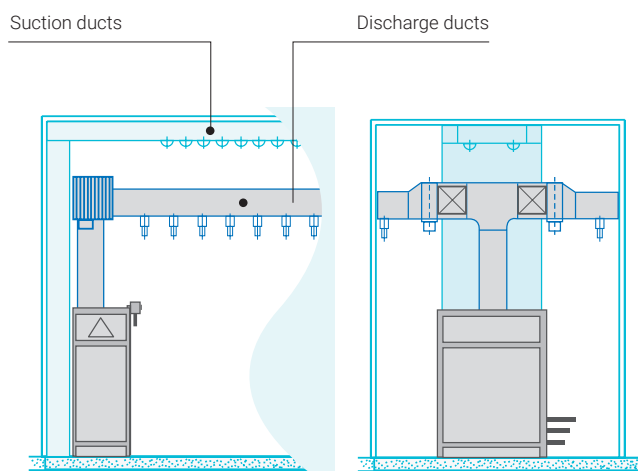
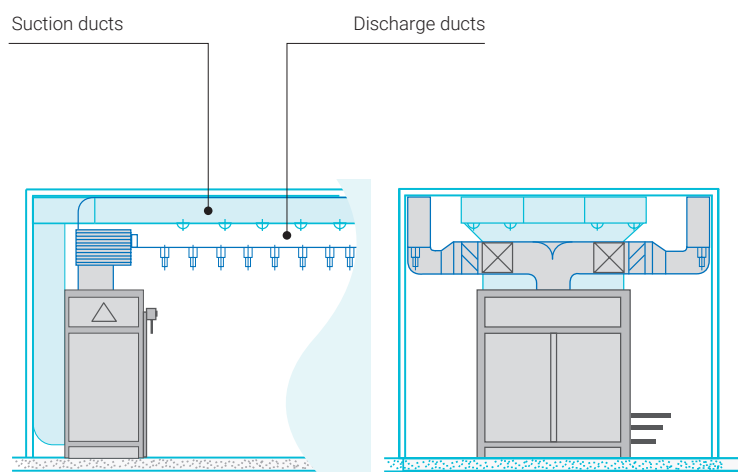
The discharge cones, adjustable return nozzles, and motorized gates are also supplied together with the ducts.

The sausage drying units are also fitted with air change motorized gates.

KIDE has developed complementary technological solutions, depending on the room type and the drying unit's process or application, such as:

- Air flow reverse
- Double or triple air injection
- Outdoor air use
- Humidifier

Accessories: KIDE supplies all types of the drying unit's original spare parts.





ADVANTAGES

- Easy-to-install units.
- Curing process and outdoor climate are totally independent.
- Our system avoids product loss.
- Product homogeneity.
- Sanitary control.
- Full factory tested and commissioned.
- Use of compression heat to keep the same room temperature during the drying process.
- Fast and effective defrosting by hot gas.
- Range of temperatures between 0 °C (refrigeration and drying) and 30 °C (heating).
- Advanced control system KIDEMATIC.

FOR A2L:

- Watertight electrical panel.
- Maneuver for air extraction in case of refrigerant in the environment.

OPTIONS. Applies to KSJ, KSC and KSQ

Evaporator battery and internal condenser with stainless steel pipe (primarily for sausages and cheeses)

External condenser with EC fans, silent fans, centrifugal fans and anti-corrosion treatment for saline environments.

Partial or total heat recovery for hot water use

Hot water or steam battery for auxiliary heat supply

Tandem drying unit, available for 2 chambers

Equipment at 60 Hz

Special wooden packaging for container shipment

10" control screen

Oil separator

Suction separator

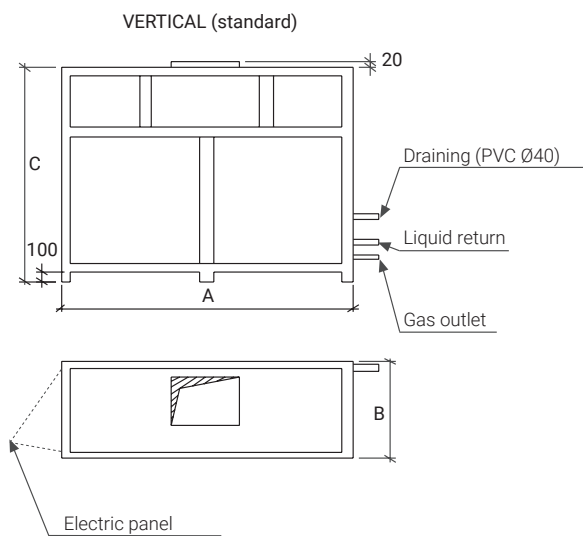
Insulated cabinet

ACCESSORIES. Applies to KSJ, KSC and KSQ

Supply and assembly or supply of galvanised, stainless or textile ducts

Humidification system

Xwzb monitoring and control system. See page 71



INDUSTRIAL EQUIPMENT

THAWING UNITS

p.162 Thawing units
KD · A2L / R-449A



kide DRYER

DRYING AND CURING UNITS

THAWING
UNITS

KD



R-454C
R-455A

R-449A



Models	N° Hams	Refrigeration capacity	Compressor	Heating Capacity	Max. Abs. Power	Gas tube	Liq. Tube	Weight
	10 kg	W ⁽¹⁾	HP	kW	kW ⁽²⁾			kg
KD 50	500	5.100	3H	15	16,4	7/8"	5/8"	290
KD 75	750	7.200	4H	22,5	25	7/8"	5/8"	360
KD 100	1.000	9.500	5H	30	32,5	7/8"	5/8"	420
KD 150	1.500	14.000	8H	45	46,3	11/8"	5/8"	525
KD 200	2.000	18.300	10H	60	60,3	11/8"	7/8"	630
KD 250	2.500	23.500	13H	75	80,8	11/8"	7/8"	840
KD 300	3.000	25.800	15H	90	97,8	11/8"	7/8"	990
KD 350	3.500	29.800	20SH	108	117,5	11/8"	7/8"	1.130
KD 400	4.000	33.500	22SH	120	131,3	11/8"	7/8"	1.260
KD 500	5.000	37.000	25SH	144	156	13/8"	11/8"	1.550

(1) With room at 0 °C and outdoor temp +32 °C.

(2) Valid for 400V/III/50 Hz. Take this data for the protection of the equipment.

GENERAL CHARACTERISTICS

- 3 process control probes: environment, inside product and product surface.
- Autonomous or centralized equipment, easy to install, tested and regulated in our factory.
- Electronic control through a state-of-the-art automaton with its own programming.
- Integral models fitted with:
 - Compressor for temperature maintenance.
 - Additional heat by:
 - Hot/glycol water.
 - Electrical heaters.
 - Steam.
- Minimum time to perform the defrost process 16h.
- All thawing units include a humidifier.
- Magnetothermal protection.

OPTIONS

Evaporator coil with stainless steel pipe and pre-lacquered aluminium fins

Insulated cabinet and drain pan

Packaging for export

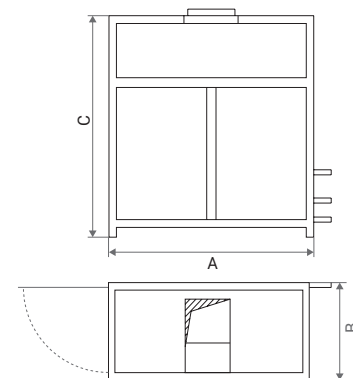
ACCESSORIES

Supply or supply and assembly of galvanised or stainless steel ducts

Xwzb monitoring and control system. See page 71

DIMENSIONS

Model	A	B	C	kg
50	1.200	600	1.648	290
75	1.270	675	1.712	360
100	1.270	800	1.850	420
150	1.575	900	2.000	525
200	1.800	900	2.030	630
250	2.200	900	2.080	840
300	2.200	1.040	2.268	990
350	2.600	1.050	2.340	1.130
400	3.000	1.050	2.340	1.260
500	3.000	1.170	2.340	1.550



Packaging dimensions.



ANNEX

p. 164 **Electronic control**

p. 169 **Heat recovery**

p. 171 **Split units with independent
electrical panel**

Annex

ELECTRONIC CONTROL

Features / Controller	K1501	KP180	iPro	XH260L	XW60K_2Di	XW60LH
Chamber temperature control	●	●	●	●	●	●
Temperature control evap	●	●	●	●	●	●
Chamber RH control	●	●	●	●		
Defrost by time or temperature	●	●	●	●	●	●
Stop by gas collection (pump down)*	●	●	●		●	
Saving mode (2nd Setpoint)	●	●				
Hourly programming	●	●				
Condensation control (digital)			●	●	●	●
Condensation control (EC fans)	●	●				
Electronic expansion	●	●				
Door opening contact	●	●			●	●
Temperature recording (graphs and history)	●	●				
Humidity recording (graphs and history)	●	●				
User levels (operator, maintenance)	●	●	●	●	●	●
Camera light	●				●	●
Saida Relay Management External alarm	●	●			●	●
Alarm log (historical)	●	●	●	●		
Control of the cooker	●	●	●	●		
PID control algorithms (T° and RH)	●	●				
Condensation ventilation control (5th line)	●	●	●	●	●	●
Use of outside air	●					
Control of freezing and defrosting of products by means of spike probes.	●					
2-chamber drying control (Twin)	●					
Drying programmer by stages "recipes"	●					
Touch screen	●	●				
Multilanguage	●	●	●			
R845/TTL communication	●	●	●	●	●	●
Ethernet communication	●	●	●			
Modbus protocol	●	●	●	●	●	●
Pressure reading on screen	●	●	●			

* For gas collection (pump down)*, only applies to quiet + MAXIBLOCK / split models.


XW60LH CONTROLLER

- **Monoblock series (EMB, EMC).**
- The temperature control of the chamber is managed by a microprocessor and digital control knob, depending on the setpoint temperature established by the user.
- It has the following functions:
 - Automatic defrost control.
 - Evaporator fan control via suction probe.
 - Digital condensation control.
 - Pressure alarm control.
 - Camera lighting management via control unit.
 - TTL communication (TT-RS485 converter available), modbus protocol.



XW60K CONTROLLER

- **Split, ceiling, box control, quiet, propane, MAXIBLOCK/SPLIT (ESC, ESF, ESS, ESH, ESW, EMR, EMF, UMB, USC) series.**
- The temperature control of the chamber is managed by a microprocessor and digital control knob, depending on the setpoint temperature established by the user.
- It has the following functions:
 - Automatic defrost control.
 - Evaporator fan control via suction probe.
 - Digital condensation control.
 - Pressure alarm control.
 - Camera lighting management via control unit.
 - TTL communication (TT-RS485 converter available), modbus protocol.



KIDEPACK KP180 CONTROLLER

Kidepack (KP) series.

- This latest generation controller, developed by KIDE, is an equipment based on a Schneider M172 PLC, programmed to control cold rooms and freezing tunnels, with a 5,7" Schneider touch screen.
- Communication between the PLC and the touch screen is via RS485 Modbus.
- Each controller control allows the management of up to 4 independent chambers.
- 5 languages available: Spanish, French, English, Portuguese and Chinese.
- Management of specific alarms according to alarm type: From the main screen you can see if there are active alarms. The screen emits an audible alert when there is an alarm. It also has a menu where a history of alarms and warnings is recorded.
- Room temperature graphs are available. History of up to 1 year, by means of a calendar.
- The KIDEPACK-KP180 incorporates:
 - 5,7" HMISTU touch screen.
 - IP65 remote control panel protection.
 - Programmable Controller M172.
 - Number of configurable inputs/outputs (optional expansion modules).
 - Colour graphs of the chamber temperature.
 - Access key according to user levels (operator, technician and manufacturer).
 - Programming peak/off-peak hours (energy saving).
 - Optionally, the equipment can communicate with external supervision systems or extractions through the Modbus-Rtu (RS-485 port) communications protocol.



XH260L CONTROLLER

- **Commercial Mini Dryer (EMS) series.**

- By means of this microprocessor we control the temperature and humidity in the mini dryers, which has a digital control knob, with the following operating modes:
- The regulation of the operation of the equipment is carried out (based on the temperature and humidity values) by means of a thermostatic control of the temperature and humidity of the chamber depending on the setpoint humidity established by the user.
- Control knob:
 - It consists of a 3-digit digital display, a 6-button keypad and indicator lights indicating operating modes, faults and alarms.
- It has the following functions:
 - Automatic defrost control.
 - Chamber air flow control (inverter).
 - Digital condensation control.
 - Pressure alarm control.
 - TTL communication (TT-RS485 converter available), modbus protocol.



XC645CX CONTROLLER

- Using a microprocessor with an integrated digital control interface, it manages the power control of the digital compressor based on the pressure measured by the transducers.
- It has the following main features:
 - Management and control of the digital compressor and the on/off compressor depending on the demand from the different services.
 - Tandem control of condensing units with 1 digital compressor and 1 standard compressor.
 - Controls up to two EC fans (0-10V).
 - NTC 0-5V/4-20mA probes or 4-20mA pressure transducers.
 - Pressure control and temperature conversion.
 - TTL serial communication (TT-RS485 converter available), Modbus protocol.
 - Fault management (shutdown due to high/low pressure and compressor safety).



KIDEMATIC 1501 CONTROLLER

- **Dryer (KS), Defrost (KD) Series, dried ham, sausage and cheese Mini Dryers (KSP).**
- This latest generation controller, developed by KIDE applying the improvements and knowledge in drying processes acquired over time, is a unit based on a Schneider M241 PLC, programmed to control drying, ripening and defrosting chambers, with a 5,7" touch screen from Schneider.
- The KIDEMATIC-1501 incorporates:
 - 5,7" HMISTU touch screen.
 - IP65 remote control panel protection.
 - Programmable Controller M241.
 - Number of configurable inputs / outputs.
 - Colour graphs of chamber temperature and humidity.
 - Access code according to user levels.
 - Programming peak/off-peak hours (energy saving) .
 - Management of specific alarms according to alarm type: From the main screen you can see if there are active alarms. The screen emits an audible alert when there is an alarm. It also has a menu where a history of alarms and warnings is recorded.
 - It has graphs of the room temperature and humidity. History of up to 1 year, by means of a calendar.
 - Optionally, the equipment can communicate with external supervision systems or extractions through the Modbus TCP (Ethernet port) or Modbus-Rtu (RS-485 port) communications protocol.





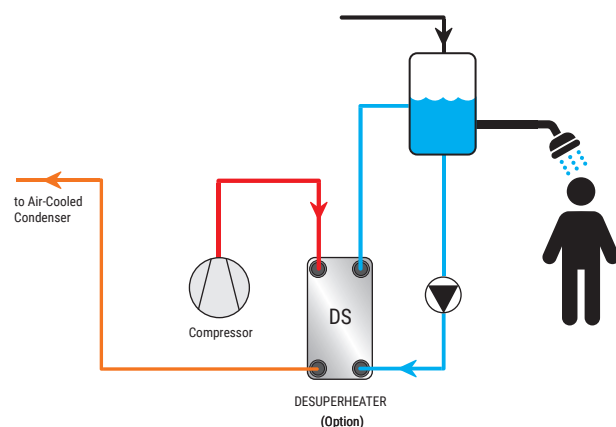
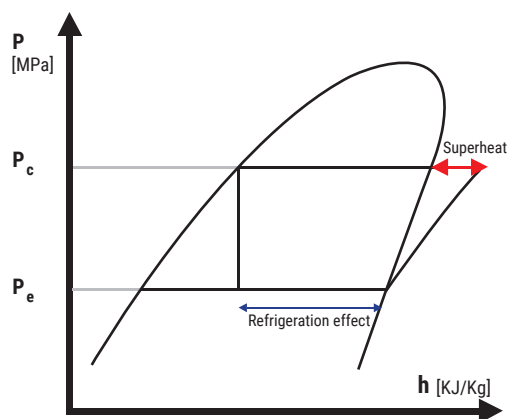
Advantages of heat recovery are:

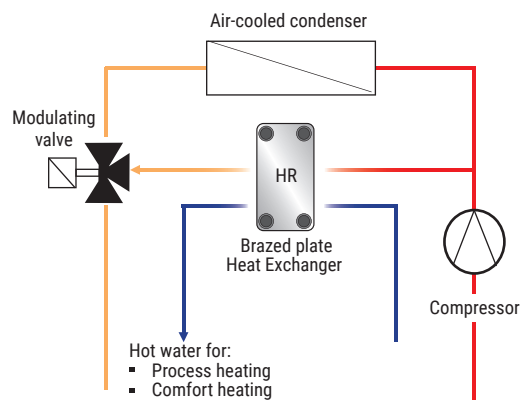
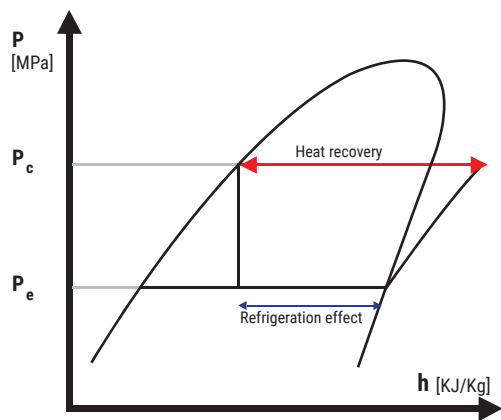
- Condensation heat is used for generating hot water (SHW or process hot water). Hot water is generated while supplying the needs for generating cold.
- Unit performs better, resulting in lower power consumption.
- Careful about the environment (total rejection of heat from the condenser to the environment).

PARTIAL HEAT RECOVERY

A heavy recovery system is installed between the compressor and the air-cooled condenser. Main features:

- Captures heat from the superheated refrigerant, using the discharge temperature of the compressor.
- A small amount of heat is available as overheating of the refrigerant is eliminated (depending on the temperature required for hot water, it is possible to recover up to 20% of the total heat from condensation).
- Can reach hot water temperatures of up to 55 °C.





TOTAL HEAT RECOVERY

An additional heavy recovery system is installed so that the design of the refrigerant circuit allows it to recover the total heat available from the condenser. Main features:

- Captures heat from the refrigerant condensation process.
- More heat is available compared to partial heat recovery: the entire condensation process can be used to produce hot water.
- Can reach hot water temperatures of up to 55 °C.



Annex

SPLIT UNIT WITH INDEPENDENT ELECTRICAL PANEL

* Available for commercial split units only.



Split units with independent electrical panel for independent evaporator.



Suitable for facilities in which there is a considerable distance between the condensing unit and the evaporator.



Reduction in cost of the electrical facility.

EXCLUSIONS

- Any material or work required and not specified in this offer.
- Licences, visas and permits, safety study and safety coordinator.
- Cold room project.
- All transfers at a level other than road level or over distances of more than 20 m. that cannot be carried out by forklift will be subject to a surcharge that will be invoiced.
- Reception and location of equipment at the established sites.
- Cranes and necessary loading and unloading equipment.
- Removal of surplus material (remaining panels, etc.).
- Masonry, carpentry or plumbing works, such as levelling, pipes, drains, power supply, water drainage, support points, etc.
- Sealing between civil floor and panel.
- Sealing of joints between panels with silicone.
- Finishing of the existing gaps between the cold room and the masonry walls.
- Panel cuts for other trades.
- General cold room assembly (pipes, valves and fittings for interconnection between elements) and replenishment of refrigerant and oil, as well as ducts and their assembly.
- Lighting and light fittings.
- Half-round profiles, stainless steel or civil works (in the case of dryers), to favour the correct distribution of air between the product.
- Electrical connections. The customer shall provide adequate electrical connections for the tools necessary to assemble the cold room and equipment, as well as for their operation. 220 V 20 kW electrical connections.
- Resistor/valve/alarm connection
- Protected low-voltage connection to the equipment's electrical panel.
- Wiring between equipment, probes and control panels, as well as computer if necessary.
- Ethernet (level 1) cabling between the PLCs of the controllers and the supervisory PC.
- Appropriate means of handling, lifting, clearing of debris. These shall be provided by the customer.
- Any additional movement for reasons beyond KIDE's control (unprepared assembly area, installation of sanitary fittings, adjustment of doors after floor preparation, etc.) will be invoiced separately.
- The valuation has been carried out according to drawings or measurements provided by the customer/engineering. Any work not specified in the plans, such as lining columns, having to make cuts as a result of erroneous measurements, ramps, access covers, etc., will be invoiced separately.

PRODUCT LIABILITY

- KIDE shall be liable for any harm to persons or property resulting from defects or errors in the products and/or services delivered by KIDE (with the exceptions set out in these General Terms and Conditions). However, KIDE does not, under any circumstances, assume liability for loss of operation, loss of time, loss of earnings or similar indirect loss of the Buyer.
- In relation to the above point, under no circumstances shall KIDE assume liability for operational losses, loss of profit or any other type of indirect damage.

GENERAL CONDITIONS OF SALE

- The order will be processed if and only if it is accepted by the insurance company or credit institution and provided that there is no outstanding balance with KIDE.
- In the case of orders that include transport, if there are difficulties for delivery by normal lorry in areas that are difficult to access, the customer must indicate this when placing the order. This special transport will be invoiced separately and a 6% surcharge will be applied to the value of the goods.
- The delivery period shall commence after written confirmation of the order, acceptance of the order and formalisation of the payment terms (receipt of the advance payment, notification of the letter of credit, etc.).
- The deadline is considered as material packed and ready for delivery.
- In the event of public holidays (Easter, Christmas, summer), the period for dispatch may be increased accordingly, and confirmation is therefore recommended.
- In the case of payment by letter of credit, this shall be irrevocable and confirmed, and opened in a first class bank (BBVA, SABADELL, SANTANDER, LABORAL KUTXA, BANKINTER, BANKIA).
- The duration of the credit shall be at least 1 month longer than the agreed delivery period. KIDE is under no obligation to commence the manufacture of the goods or to provide the services until the letter of credit has been confirmed and accepted by KIDE.
- KIDE's registered office and its premises shall be the place of performance of the contractual obligations. The obligations shall be deemed to have been fulfilled by KIDE when it notifies the Customer that the goods have been made available at the facilities of the manufacturer's registered office. Ownership of the manufactured goods shall only be transferred when payment has been made in full, however, the risk of loss and/or damage shall be transferred as soon as the goods have been made available at the place of fulfilment of the contractual obligations.
- In the event that within 15 days of KIDE making the goods and/or services available to the Customer, the latter does not indicate a place for delivery of the goods and/or services or does not take delivery of the material and/or services, KIDE reserves the right to terminate the contract early, to destroy the material at the Customer's expense and to claim from said Customer the costs of scrapping and/or temporary storage, losses due to resale to third parties and any other damages arising from such situation, and shall be entitled to deduct these damages from the amount paid in advance by the Customer.
- Alternatively, KIDE reserves the right to store the goods manufactured in its facilities or in the facilities of a third party, and may claim a financial penalty of 15 euros per m²/month for such storage, without prejudice to KIDE's right to claim for damages and losses incurred as a result of the situation. The aforementioned storage period may be extended for a maximum of 45 days. Once this period has elapsed, KIDE may terminate the Contract without prejudice to its right to claim all damages and losses that it may have incurred.
- If payment is not made on the due date, KIDE will add the financial cost corresponding to the delay in payment. Any delay in payment, for whatever reason, shall automatically increase the price by the interest set in accordance with Law 3/2004 of 29 December on the prevention of late payment in commercial transactions. If it is necessary to resort to legal proceedings for collection, the amount of the debt claimed shall be increased by the costs incurred in its recovery, which will

be subject to a penalty clause of no less than 15% of the debt, all without prejudice to KIDE's right to claim any damages caused by the customer's non-compliance.

· The non-payment of a debt on its due date shall automatically result in early termination and the payment of the entire remaining balance due, as well as the precautionary suspension of deliveries and works.

· KIDE guarantees its equipment against all material and manufacturing defects for a period of 12 months from delivery or a maximum of 14 months from the date it is made available. This warranty obligation consists EXCLUSIVELY of the replacement of the part of the product recognised as being defective, and does not include: transport, refrigerant, installation, assembly or disassembly costs, nor any damages that may have been caused.

· The product delivered in replacement of the defective product shall be guaranteed under the same terms and conditions applicable to the replaced product and for the remaining period of the warranty.

· The warranty shall only apply if the equipment has been transported, stored and handled in accordance with KIDE's instructions, has not been mistreated or damaged by accident or negligence of the customer or third parties, and has been operated only by KIDE's own personnel or personnel authorised by KIDE.

· KIDE's liability for all claims arising from an order is limited to the total amount of the order. The customer waives any further claims for damages.

· The replaced material shall become the property of KIDE unless its destruction is authorised. In the event of an express request for its return, this will be carried out within a maximum of 15 days. In such a case, KIDE shall bear the costs arising from the return and/or delivery of the defective material.

· Other expenses, such as those arising from the travel of technical personnel or labour, are not included and shall be borne by the customer.

· KIDE also guarantees the availability of spare parts, either of the components concerned or of the functional parts into which they are integrated, for a period of 5 years.

· In order to guarantee the quality of the equipment supplied and prior to delivery of such equipment, KIDE S. Coop accepts inspection at its facilities by a specialised laboratory with the costs derived from this inspection being borne by the customer.

· In no event shall KIDE be liable for indirect damages caused to the Customer or any third party for operating losses, loss of sales, revenue or interruption to business or services, loss of profits or other indirect, intangible, non-economic or consequential losses or for losses of a similar kind.

· When the ASSEMBLY service is contracted, it shall be guaranteed for FIFTEEN DAYS from the date of completion of the assembly.

· In the case of marketed products not manufactured by KIDE, the warranty of the manufacturer of said products shall subsist, under the conditions established by the manufacturer, which KIDE shall pass on to the customer.

· The buyer shall hold KIDE harmless from any claims received from third parties for any cause other than a manufacturing defect of the products, as well as from all expenses incurred in the defence against such claims.

· The Buyer is obliged to inspect the products upon receipt. KIDE shall not be liable for any apparent defects once the goods have been

received if they are not checked and the delivery note is not signed as compliant, or if the appropriate complaint is not made within 24 hours.

Likewise, the Buyer shall be obliged to check the measurement and thickness specifications upon receipt of the material delivered by KIDE and, by virtue of this, the Buyer thereby waives any type of claim on the aforementioned specifications if it has already proceeded with the transformation, placement or arrangement of the delivered material. In the event of claims regarding deviations between the quality of the material agreed between KIDE and the Buyer and the quality of the material actually delivered, they shall only be admissible when the quality defect is certified by the Buyer. In the event that the reason for any damage to the material is due to misuse or improper application of the product by the Buyer, the Buyer shall be exclusively responsible for such damage.

In any case, KIDE shall not be liable for:

· Damage to the coating of the material caused by moisture or other contamination detrimental to the coating resulting from improper storage of such material by the Buyer. Furthermore, the same shall apply in the event that the material is damaged during transport, handling, installation and assembly at the Buyer's premises and/or by any other act of negligence attributable to the Buyer or to third parties other than KIDE.

· Damage to the material caused by the cutting of the panels on site by the Buyer or by a third party other than KIDE, which may lead to a modification of the technical characteristics of the material and affect its performance.

· Damage to the material caused by water or by any corrosive product once it has left KIDE.

· Appearance of pockets or 'blistering' in the sandwich panel, as well as any other type of aesthetic defects that do not affect the functionality of the KIDE materials delivered to the Buyer.

· The Buyer undertakes to sign the delivery note for the material and/or the acceptance certificate for the installations once it has been received. In any event, the material shall be deemed to have been accepted without reservation from the moment it begins to be used.

· In the resolution of any question or dispute which may exist between the parties regarding the validity, interpretation, execution and/or termination of the contract, the parties shall be subject to the exclusive jurisdiction of the Courts and Tribunals corresponding to the registered offices of KIDE. This Contract is subject to Spanish law.

Note: KIDE is not responsible for any errors or misinterpretations of the information contained in the catalogue or price list. It also reserves the right to modify the data and values contained therein without prior notice. Such data does not constitute a contractual guarantee.

KIDE, S.Coop. Ltda. Official Reg. of Coop. of the Min. of Lab. No. 20750 - Reg. of Cooperatives of the Basque Government no. VI-215119/86 Tax ID (NIF): F-48071377

kide

HEADQUARTER

Polígono Gardotza, 1
48710 BERRIATUA
Bizkaia (España)

Tel: +34 94 603 62 00

e-mail: kide@kide.com
www.kide.com

